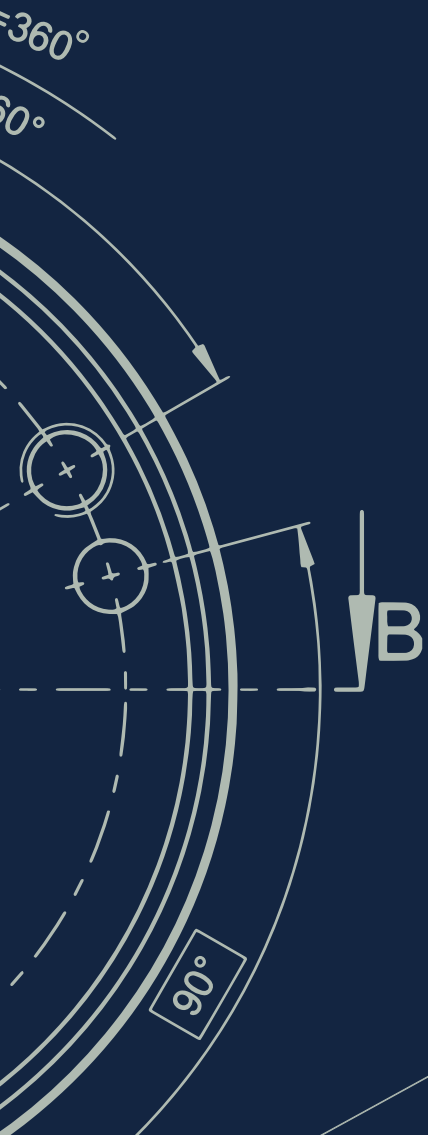
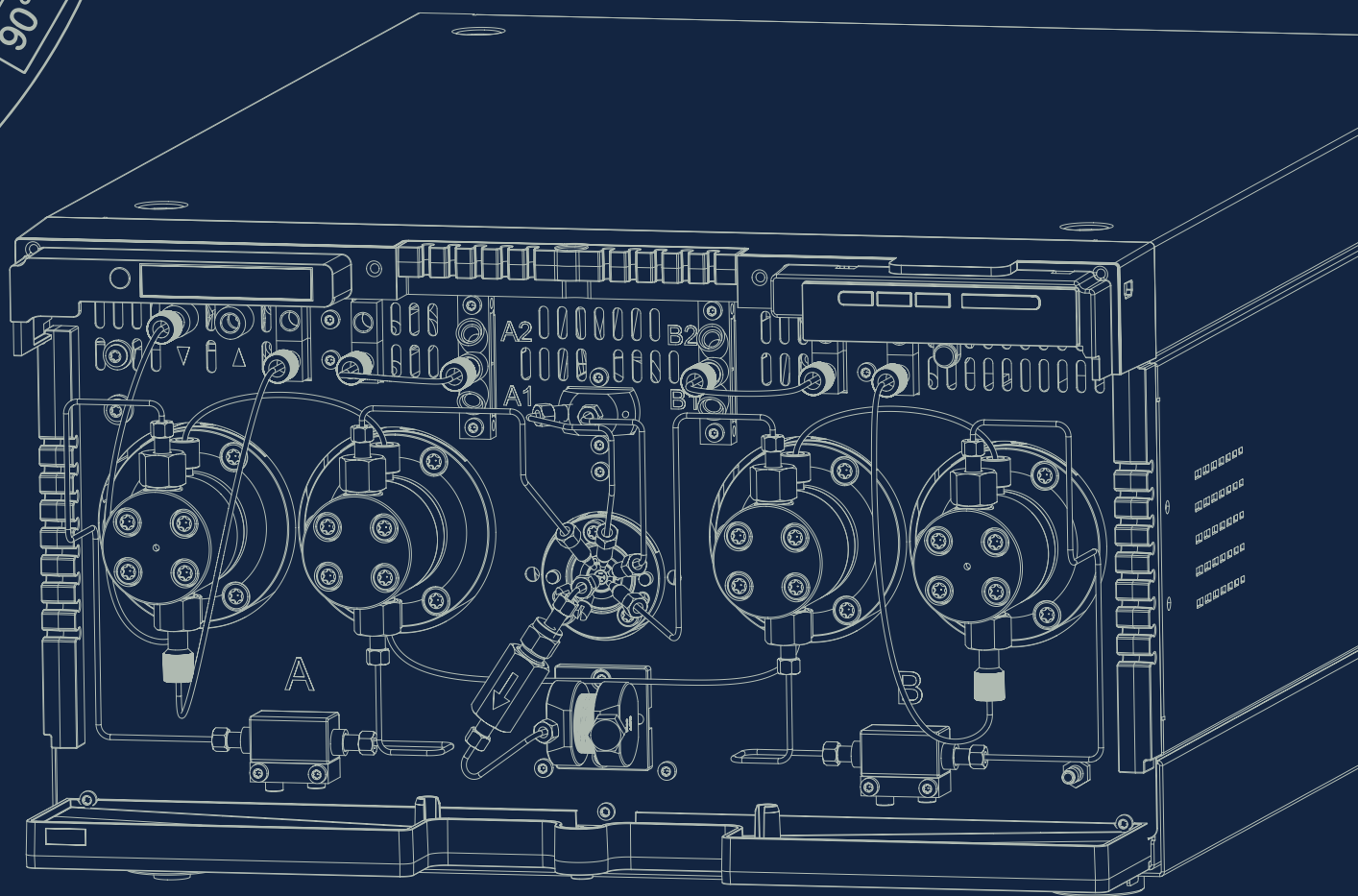


Science with Passion



# Product Selection Guide

2024/2025



# Get in touch

## Sales

If you want to learn more about our products and services or get a quote, the experts from our sales team are happy to assist you with your request.

Phone: +49 30 809727-0 (workdays 9-17h CET)

Fax: +49 30 8015010

E-mail: [sales@knauer.net](mailto:sales@knauer.net)

## Support

Do you have questions about the installation or the operation of your device or software?

### International Support:

Contact your local KNAUER partner for support:  
[www.knauer.net/en/Support/Distributors-worldwide](http://www.knauer.net/en/Support/Distributors-worldwide)

Phone: +49 30 809727-111 (workdays 9-17h CET)

Fax: +49 30 8015010

E-mail: [support@knauer.net](mailto:support@knauer.net)



### Disclaimer

Technical data or prices are subject to change without notice. Prices may vary by country and do not include taxes, customs duties or delivery. All trademarks are the property of their respective owners. Our general terms and conditions apply: [www.knauer.net/terms](http://www.knauer.net/terms).

# Welcome to KNAUER



## About KNAUER

Based in Berlin, KNAUER is a medium-sized, owner-managed company that has been serving the sciences since 1962. We develop and manufacture scientific instruments of superior quality for liquid chromatography. The range includes systems and components for analytical HPLC/UHPLC, preparative HPLC, fast protein liquid chromatography (FPLC), multi-column chromatography/simulated moving bed (SMB), gel permeation chromatography/size exclusion chromatography (GPC/SEC), osmometry and Skids for the production of lipid nanoparticles (LNP).

## Sustainability & ecological commitment

We are committed to protect the environment for ourselves and our children. KNAUER contributes to the conservation of a healthy environment by basing our work on an environmental management system according to DIN EN ISO 14001. The KNAUER quality management system according to DIN EN ISO 9001 and EN ISO 13485:2016 makes sure that we continuously manufacture products in the best quality possible. As a family business with about 190 employees, KNAUER focuses on sustainability and takes responsibility for our future.

### Some of our ecological activities:

- The regular creation of an input and output balance for the determination and evaluation of energy and resource flows
- Environmentally friendly product development, energy-efficient production, and shipping with biodegradable packaging materials and re-usable packaging with local suppliers
- Fixed specifications for the development of new products according to ecological aspects such as low solvent consumption, repairability, and longevity of the products
- Complete modernization of the company building included thermal insulation, new windows, electric blinds, and a green rooftop, which resulted in a 50 % heating energy saving
- 100 % green electricity and generation of solar power with our photovoltaic system on the roof
- Guidelines for business travel from an environmental, economic, and social perspective
- Tips and instructions for clients to reduce solvent consumption during instrument use
- Environmentally compatible working and manufacturing of HPLC instruments and accessories, e.g. by using energy-efficient working equipment and reducing the use of solvents and harmful substances
- A life cycle assessment to optimize the manufacturing process and concentrate on electricity saving components

## Sustainability: #KNAUERforFuture

Many KNAUER employees have good ideas for sustainability, and so we all get better together every year. We would like to inspire YOU to implement sustainability in many areas of your company, too. May these short videos keep you entertained and invite you to act! [www.knauer.net/sustainable](http://www.knauer.net/sustainable).

# Table of contents

## KNAUER Systems & Devices

KNAUER Systems overview	5
System Configurator	6
Pumps	7
Assistant	19
Autosampler & Liquid Handler	21
Column Thermostat	26
Detectors	27
Fraction collectors	41
Degasser	45
Valves Unifier and Valves	46
Osmometer	49

## Accessories, maintenance & spare parts

Maintenance kits	50
Spare parts and kits	54
Accessories	61
Consumables	82

## PC Hardware & Software

Mobile Control	107
OpenLab® CDS EZChrom Edition/CDS	109
ClarityChrom®	111
PurityChrom® 6	113
PurityChrom® 5	115
Purity Chrom® MCC / MCC PLUS	117
Chromeleon™ 7.2 Drivers	118
PC Hardware & periphery	119

## KNAUER Services

Application Services	120
Column Screening Services	121
KNAUER Academy	121
Compliance	123
Support	125
GMP Services	133



## Analytical HPLC/UHPLC systems

Efficient and adaptable - with ULDC option

KNAUER AZURA® liquid chromatography instruments are designed to support and facilitate your work. Whether doing routine analysis or demanding separation tasks, AZURA® systems are the right tool to overcome your analytical challenges. Choose between different gradient forming technologies and maximum flow rates to find the best configuration for your task. A large variety of detectors is available.



[AZURA® Analytical ULDC/UHPLC systems brochure](#)



## SEC systems

GPC/SEC from analytical to preparative scale

KNAUER AZURA® SEC is a line of GPC and SEC systems that offer solutions for different applications and labs. These systems analyze, separate and fractionate sample components based only on their size, making them useful for industries such as polymer, food, biochemistry, and pharmaceuticals, as well as research. The systems come in various options, each tailored to specific lab needs, such as the AZURA® SEC Compact for budget-friendly solutions or the AZURA® SEC Lab for highest analytical performance.



[AZURA® GPC/SEC systems brochure](#)




## Preparative HPLC systems

Customized purification

AZURA® preparative systems are the perfect solution for frequently changing separation tasks - from milligram to kilogram scale. These prep HPLC systems combine flexibility and reliability. The systems can be configured freely choosing different materials, flow rates, valves, and detectors. Due to the flexible design of the devices, parts like pump heads or flow cells can be easily exchanged. All components of the compact system e.g. can be integrated into the pilot-scale system.



[AZURA® Preparative HPLC systems brochure](#)



## FPLC systems (Bio purification)

The flexible FPLC platform for protein purification

The AZURA® FPLC with its biocompatible/metal-free components is the perfect choice for any protein purification task. Multiple functionalities such as automatic sample injection via autosampler, column switching, buffer and sample selection, as well as fraction collection enable the user to automate purification processes. A large range of different detectors make your target molecules visible. Different flow rates and compatibility to columns from all vendors offer maximum flexibility.



[AZURA® FPLC systems brochure](#)



## Multi-column chromatography (SMB)

Continuous separation for higher productivity and purity

Simulated moving bed chromatography is increasingly applied as a separation technique in the pharmaceutical industry, production of fine chemicals and in the field of bioengineering. SMB is a method in process chromatography that enables substance mixtures to be continuously separated and extracted in two fractions. By repeated use of the SMB process each partial fraction can be separated into a further fraction - down to binary substance mixtures. It's efficiency is significantly higher than batch chromatography, through better utilization of the column stationary phase.



[AZURA® SMB systems brochure](#)



## Chromatography Data Systems

Choose your software drivers and control software

KNAUER modules can be controlled via various CDS. Above that, Mobile Control is the right solution as control software if you need a basic, easy-to-use, and cost-effective software for your LC system.



[AZURA® predefined systems brochure](#)

# AZURA® Pump P 8.1L NEW

The new AZURA® P 8.1L UHPLC pump offers a maximum delivery pressure of 124 MPa/1240 bar and a flow rate range up to 5 ml/min for ultra-fast and high-resolution applications.

The adaptive pulsation compensation of the pump is independent of flow rate, backpressure, and eluent type through real-time eluent compressibility monitoring and variable piston stroke. Together with the ultra-precise piston movement thanks to KNAUER's proprietary advanced piston drive technology, this results in outstanding flow reproducibility at any working conditions.

Developed with innovative technology and decades of continuous improvements the AZURA® P 8.1L UHPLC pump enters a new level of performance and durability. With a high level of in-house component production KNAUER achieves an industry-leading level of manufacturing precision. This results in unmatched piston seal life and system uptime.



KNAUER offers various software control options:  
[www.knauer.net/softwarecontrol](http://www.knauer.net/softwarecontrol)



For pump accessories see p. 59

## Specifications

### Solvent delivery

<b>Pump type</b>	Analytical UHPLC pump
<b>Delivery system</b>	Double Serial Piston Pump
<b>Pulsation compensation</b>	Active pulsation compensation
<b>Piston seal washing</b>	Active Wash
<b>Flow rate accuracy</b>	± 0.25 % (water, 1 ml/min, 1200 bar)
<b>Flow rate precision</b>	≤ 0.04 % RSD or 0.008 min SD whichever is greater (water, 1 ml/min, 1200 bar)
<b>System protection</b>	Soft start, Pmin und Pmax are programmable
<b>Gradient range</b>	0 - 100 % in 0.1 % increments
<b>Solvent selection valve</b>	HPG only
<b>Gradient formation</b>	HPG
<b>Liquid temperature range</b>	4–60 °C (39.2–140 °F)
<b>HPG: gradient accuracy</b>	± 0.3 %
<b>HPG: gradient precision</b>	< 0.1 % RSD at 1 ml/min, based on retention time at constant room temperature
<b>Pump head inlet (standard)</b>	UNF 1/4-28 Thread (for 1/8" tubing)
<b>Pump head outlet (standard)</b>	UNF 10-32 Thread (for 1/16" capillary)



Further information:  
[www.knauer.net/en/prod/APF45PA](http://www.knauer.net/en/prod/APF45PA)

### Degasser module

<b>Degasser channels</b>	4 channels
<b>Max. flow rate/channel</b>	5 ml/min
<b>Degassing method</b>	Gas Permeation through Teflon(R) AF amorphous fluoropolymer membrane
<b>Degassing efficiency</b>	< 0.5 ppm dissolved O2 at 1 ml/min
<b>Degassing chamber volume</b>	280 µl volume per channel
<b>Solvent applicability</b>	Universal, with exception of hydrochloric acid and halogenated hydrocarbons
<b>Wetted materials</b>	PEEK, Tefzel® (ETFC), Systec AF™

### Communication

<b>Display</b>	Mobile Control (optional)
<b>Inputs</b>	LAN, Pin header connectors (Analog IN, Start In, Error IN)
<b>Analog inputs</b>	Flow rate, 0 - 10 V via pin header connectors
<b>Analog control input</b>	Flow Rate
<b>Level/event outputs</b>	8 event outputs (TTL, OC, Relais) and 24 V
<b>Control</b>	LAN, Analog and event control, Mobile Control

### Technical parameters

<b>Leak sensor</b>	Yes
<b>Special features</b>	Pump Head is detected automatically using Radio frequency identification (RFID)
<b>Ambient conditions</b>	4-40 °C (39.2-104 °F) Air humidity below 90%, non-condensing

### General

<b>Power supply</b>	100 - 240 V; 50 - 60 Hz; Maximum power consumption 310 Watt
<b>Dimensions</b>	361 mm x 208.2 mm x 523 mm (W x H x D)
<b>Weight</b>	26.7 kg

## AZURA® Pump P 8.1L with 5 ml pump head

### Pump specifications

<b>Pump head</b>	5 ml
<b>Continuous working conditions</b>	0.1 - 4 ml/min
<b>Best working conditions</b>	0.02 - 5 ml/min
<b>Flow rate increment</b>	0.001 ml/min
<b>Mixing volume</b>	50 µl (HPG)
<b>Wetted materials</b>	Stainless steel, sapphire, ruby, PEEK, zirconium oxide, nickel-cobalt-chromium-molybdenum alloy (MP35N®), diamond-like carbon (DLC), polyimide (Vespel®), polyethylene
<b>Maximum delivery pressure</b>	18000 psi / 1240 bar / 124 MPa
<b>Flow rate range</b>	0.001 - 5 ml/min
<b>Pump head material</b>	Stainless steel
<b>Purge valve</b>	Automated

### Ordering details:


#### Device

PSG_P81L	AZURA® P 8.1L UHPLC pump with a maximum delivery pressure of up to 124 MPa/1240 bar for ultra-fast and high-resolution applications
----------	---



## AZURA® Pump P 6.1L

The AZURA® Pump P 6.1L uses technology to overcome the challenges of pumping LC solvents at high pressure with low pulsation. This pump is designed to fulfil the needs for high pressure and low pressure mixing tasks. The pump can deliver flow in the range of 0.001 – 50 ml/min at pressures up to 1000 bar (depending on model and flow rate). The AZURA® binary pump contains two identical high-pressure pumps, a 2 × 2-channel solvent selection valve and the new developed AZURA® mixer, a low-volume microfluidic mixing device. The AZURA® quaternary pump contains one high-pressure pump and an integrated LPG mixing block with a 4 channel valve and mixer. The integrated degasser and AZURA® inline filter are completing the analytical AZURA® HPLC pump and turn this pump into a working horse in the lab. This pump is also available with wetted materials made from ceramic, PEEK and titanium for bio-compatible applications.



KNAUER offers various software control options:

[www.knauer.net/softwarecontrol](http://www.knauer.net/softwarecontrol)



For pump accessories see p. 59



Further information:

[www.knauer.net/en/prod/APH34EA](http://www.knauer.net/en/prod/APH34EA)

### Specifications

#### Solvent delivery

<b>Pump type</b>	Analytical HPLC pump
<b>Delivery system</b>	Double Serial Piston Pump
<b>Pulsation compensation</b>	Active Pulsation Compensation
<b>Piston seal washing</b>	Active Wash
<b>Flow rate accuracy</b>	± 0.25 %, measured at 5 - 80 % of flow range, using ethanol
<b>Flow rate precision</b>	≤ 0.04 % RSD or 0.008 min SD whichever is greater
<b>System protection</b>	Soft start, P <sub>min</sub> and P <sub>max</sub> are programmable
<b>Gradient range</b>	0 - 100 % in 0.1 % increments
<b>Solvent selection valve</b>	HPG only
<b>Gradient formation</b>	LPG / HPG
<b>Liquid temperature range</b>	4 - 60 °C (39.2 - 140 °F)
<b>HPG: gradient accuracy</b>	± 0.3 % at 1 ml/min, 150 bar (ethanol/caffeine tracer) ± 1 % (5 - 95 %, measured at 0.1 - 10 ml/min, water/caffeine tracer)
<b>HPG: gradient precision</b>	< 0.1 % RSD at 1 ml/min, 0.3% RSD overall, based on retention time at constant room temperature
<b>LPG: gradient accuracy</b>	± 0.3 % at 1 ml/min, 150 bar (ethanol/caffeine tracer) ± 2 % (1 - 99 %, measured at 5 - 50 % of the flow range, water/caffeine tracer)
<b>LPG: gradient precision</b>	< 0.1 % RSD at 1 ml/min, 0.5 % RSD overall, based on retention time at constant room temperature

#### Degasser module

<b>Degasser channels</b>	4 channels (LPG versions), 2 / 4 channels (HPG versions); optional
<b>Max. flow rate/channel</b>	10 ml/min
<b>Degassing method</b>	Gas permeation through amorphous fluoropolymer membrane
<b>Degassing efficiency</b>	< 0.5 ppm dissolved O <sub>2</sub> at 1 ml/min
<b>Degassing chamber volume</b>	280 µl volume per channel
<b>Solvent applicability</b>	Universal, with exception of hydrochloric acid and halogenated hydrocarbons
<b>Wetted materials</b>	PEEK, Tefzel® (ETFC), Systec AF™

#### Communication

<b>Display</b>	Mobile Control (optional)
<b>Inputs</b>	LAN, Pin header connectors (Analog IN, Start IN, Error IN)
<b>Analog inputs</b>	Flow rate, 0 - 10 V via pin header connectors
<b>Analog control input</b>	Flow rate
<b>Level/event outputs</b>	8 event outputs (TTL, OC, Relais) and 24 V
<b>Control</b>	LAN, Analog and event control, Mobile Control

#### Technical parameters

<b>Leak sensor</b>	Yes
<b>Special features</b>	Pump Head is detected automatically using Radio frequency identification (RFID)
<b>Ambient conditions</b>	4 - 40 °C (39.2 - 104 °F) Air humidity below 90 %, non-condensing

#### General

<b>Power supply</b>	100 - 240 V; 50 - 60 Hz; Maximum power consumption 100 W
<b>Dimensions</b>	361 mm x 208.2 mm x 523 mm (W x H x D)
<b>Weight</b>	14.1 kg

## AZURA® Pump P 6.1L with 5 ml pump head

### Pump specifications

Pump head	5 ml
Continuous working conditions	0.1 - 4 ml/min
Best working conditions	0.02 - 5 ml/min
Flow rate increment	0.001 ml/min
Mixing volume	100 µl (HPG, LPG)
Wetted materials	GFP, stainless steel, FKM, PEEK, sapphire, aluminium oxide, ruby, zirconium oxide
Maximum delivery pressure	14500 psi / 1000 bar / 100 MPa up to 2 ml/min, 10150 psi / 700 bar / 70 MPa up to 5 ml/min
Flow rate range	0.001 - 5 ml/min
Pump head material	Stainless steel

### Ordering details:

#### Device

APH34GA	AZURA® Pump P 6.1L (LPG), with 5 ml pump head (stainless steel), degasser and mixer (100 µl)
APH35GA	AZURA® Pump P 6.1L (HPG), with 5 ml pump head (stainless steel), degasser and mixer (100 µl)

## AZURA® Pump P 6.1L with 10 ml pump head

### Pump specifications

Pump head	10 ml
Continuous working conditions	0.1 - 4.0 ml/min
Best working conditions	0.1 - 8.0 ml/min
Flow rate increment	0.001 ml/min
Mixing volume	400 µl (HPG), 600 µl (LPG)
Wetted materials	GFP, stainless steel, FKM, PEEK, sapphire, aluminium oxide, ruby, zirconium oxide
Maximum delivery pressure	12500 psi / 862 bar / 86 MPa up to 2 ml/min; 5800 psi / 400 bar / 40 MPa up to 10 ml/min
Flow rate range	0.001 - 10 ml/min
Pump head material	Stainless steel

### Ordering details:

APH30EA	AZURA® Pump P 6.1L isocratic, without degasser, with 10 ml pump head (stainless steel)
APH31EA	AZURA® Pump P 6.1L isocratic, with degasser, with 10 ml pump head (stainless steel) and solvent selection valve
APH30ED	AZURA® Pump P 6.1L isocratic, without degasser, with 10 ml NP pump head (stainless steel)
APH34EA	AZURA® Pump P 6.1L (LPG), with 10 ml pump head (stainless steel), degasser and mixer (600 µl)
APH35EA	AZURA® Pump P 6.1L (HPG), with 10 ml pump head (stainless steel), degasser and mixer (400 µl)
APH35ED	AZURA® Pump P 6.1L (HPG), with 10 ml NP pump head (stainless steel), degasser and mixer (400 µl)
APH38EA	AZURA® Pump P 6.1L (HPG), without degasser, with 10 ml pump head and mixer (400 µl)
APH38ED	AZURA® Pump P 6.1L (HPG), without degasser, with 10 ml NP pump head and mixer (400 µl)
APH39EA	AZURA® Pump P 6.1L (LPG), without degasser, with 10 ml pump head (stainless steel) and mixer (600 µl)

## AZURA® Pump P 6.1L with 50 ml pump head

Pump specifications	
Pump head	50 ml
Continuous working conditions	0.1 - 20 ml/min
Best working conditions	0.1 - 40 ml/min
Flow rate increment	0.001 ml/min
Mixing volume	400 µl (HPG)
Wetted materials	GFP, FKM, PEEK, sapphire, aluminium oxide, ruby, zirconium oxide
Maximum delivery pressure	4350 psi / 300 bar / 30 MPa up to 10 ml/min; 2900 psi / 200 bar / 20 MPa up to 50 ml/min
Flow rate range	0.01 - 50 ml/min
Pump head material	Stainless steel

### Ordering details:

APH30FA	AZURA® Pump P 6.1L isocratic, without degasser, with 50 ml pump head (stainless steel)
APH30FD	AZURA® Pump P 6.1L isocratic, without degasser, with 50 ml normal phase pump head (stainless steel)
APH38FA	AZURA® Pump P 6.1L (HPG), without degasser, with 50 ml pump head (stainless steel) and mixer (400 µl)

## AZURA® Pump P 6.1L Biocompatible


Pump specifications	
Pump head	10 ml / 50 ml
Continuous working conditions	For 10 ml pump heads: 0.1 - 4.0 ml/min; for 50 ml pump heads: 0.1 - 20 ml/min
Best working conditions	For 10 ml pump heads: 0.1 - 8.0 ml/min; for 50 ml pump heads: 0.1 - 40 ml/min
Flow rate increment	0.001 ml/min
Mixing volume	250 µl
Wetted materials	UHMW PE, PEEK, sapphire, aluminium oxide, ruby, titanium
Maximum delivery pressure	5800 psi / 400 bar / 40 MPa for 10 ml head, 2900 psi / 200 bar / 20 MPa for 50 ml head
Flow rate range	0.001 - 10 ml/min / 0.01 - 50 ml/min
Pump head material	Ceramic

### Ordering details:

APH60EB	AZURA® Pump P 6.1L, isocratic, without degasser, with 10 ml pump head (ceramic)
APH60FB	AZURA® Pump P 6.1L, isocratic, without degasser, with 50 ml pump head (ceramic)
APH61EB	AZURA® Pump P 6.1L, isocratic, with degasser and solvent selection valve, with 10 ml pump head (ceramic)
APH64EB	AZURA® Pump P 6.1L (LPG), with 10 ml pump head (ceramic), degasser and mixer (250 µl)
APH69EB	AZURA® Pump P 6.1L (LPG), without degasser, with 10 ml pump head (ceramic) and mixer (250 µl)
APH65EB	AZURA® Pump P 6.1L (HPG), with degasser, with 10 ml pump head (ceramic) and mixer (250 µl)
APH68EB	AZURA® Pump P 6.1L (HPG), without degasser, with 10 ml pump head (ceramic) and mixer (250 µl)
APH68FB	AZURA® Pump P 6.1L (HPG), without degasser, with 50 ml pump head (ceramic) and mixer (250 µl)

## AZURA® Pump P 2.1L

AZURA® preparative HPLC pump P 2.1L covers wide flow rate range and pressure capabilities. It has been designed for purification of mg and gram samples. The pump can deliver flow in the range of 0.01 - 1000 ml/min at pressures up to 400 bar (depending on model). The integrated automatic recognition of the pump head with RFID technology allows fast adaptations of the pump for various applications.



### Specifications

#### Solvent delivery

<b>Pump type</b>	Preparative HPLC pump
<b>Delivery system</b>	Dual Piston Pump with pistons parallel
<b>Pulsation compensation</b>	Yes, with compressibility factor
<b>Piston seal washing</b>	Active Wash
<b>Flow rate accuracy</b>	± 2 %, measured at 5 - 50 % of flow range using ethanol/water 10:90
<b>Flow rate precision</b>	< 0.1% RSD
<b>System protection</b>	Soft start, P <sub>min</sub> and P <sub>max</sub> are programmable
<b>Gradient range</b>	0 - 100 %
<b>Gradient formation</b>	LPG / HPG
<b>Liquid temperature range</b>	4 - 60 °C (39.2 - 140 °F)
<b>HPG: gradient accuracy</b>	± 2 % (5 - 95 %, measured at 5 - 50 % of flow range, water/caffeine tracer)
<b>Leak management</b>	Yes
<b>HPG: gradient precision</b>	< 1 % RSD based on retention time at constant room temperature
<b>LPG: gradient accuracy</b>	± 3 % (5 - 95 %, measured at 5 - 50 % of flow range, water/caffeine tracer)
<b>LPG: gradient precision</b>	2 % RSD, based on retention time at constant room temperature
<b>Pump head inlet (standard)</b>	UNF 1/4-28 Thread (for 1/8" tubing)
<b>Pump head outlet (standard)</b>	UNF 10-32 Thread (for 1/16" capillary)



KNAUER offers various software control options:

[www.knauer.net/softwarecontrol](http://www.knauer.net/softwarecontrol)



For pump accessories see p. 59



Further information:

[www.knauer.net/en/prod/APE20](http://www.knauer.net/en/prod/APE20)

#### Communication

<b>Display</b>	Mobile Control (optional)
<b>Inputs</b>	LAN, Pin header connectors (Analog IN, Start IN, Error IN)
<b>Analog inputs</b>	Flow rate, 0 - 10 V via pin header connectors
<b>Analog control input</b>	Flow rate
<b>Level/event outputs</b>	8 event outputs (TTL, OC, Relais) and 24 V
<b>Control</b>	LAN, Analog and event control, Mobile Control

#### Technical parameters

<b>Leak sensor</b>	Yes
<b>Special features</b>	Pump head is detected automatically using Radio frequency identification (RFID)
<b>Ambient conditions</b>	10 - 40 °C (50 - 104 °F), Air humidity below 90%, non-condensing

#### General

<b>Power supply</b>	100 - 240 V; 50 - 60 Hz; Maximum power consumption 320 W
<b>Dimensions</b>	361 mm x 208.2 mm x 523 mm (W x H x D)
<b>Weight</b>	19 kg
<b>Optional accessories</b>	Ternary low pressure gradient valve block, 10 - 220 ml/min, binary low pressure gradient valve block, 10 - 800 ml/min, pump head heating and cooling device

## AZURA® Pump P 2.1L with 100 ml pump head

Pump specifications	
Pump head	100 ml
Continuous working conditions	1 - 40 ml/min
Best working conditions	1 - 80 ml/min
Flow rate increment	0.01 ml/min
Wetted materials	Zirconium oxide (ZrO <sub>2</sub> ), FFKM, graphite fiber reinforced PTFE, PEEK, sapphire, ruby, stainless steel, titanium
Maximum delivery pressure	5800 psi / 400 bar / 40 MPa
Flow rate range	0.01 - 100 ml/min
Pump head material	Stainless steel / titanium

### Ordering details:

APE20KA	AZURA® Pump P 2.1L with 100 ml pump head (stainless steel)
APE20KB	AZURA® Pump P 2.1L with 100 ml pump head (titanium)

## AZURA® Pump P 2.1L with 250 ml pump head

Pump specifications	
Pump head	250 ml
Continuous working conditions	2.5 - 100 ml/min
Best working conditions	2.5 - 200 ml/min
Flow rate increment	0.01 ml/min
Wetted materials	Zirconium oxide (ZrO <sub>2</sub> ), FFKM, graphite fiber reinforced PTFE, PEEK, sapphire, ruby, stainless steel, titanium
Maximum delivery pressure	3260 psi / 225 bar / 22.5 MPa up to 100 ml/min, 2900 psi / 200 bar / 20 MPa up to 250 ml/min
Flow rate range	0.01 - 250 ml/min
Pump head material	Stainless steel / titanium

### Ordering details:

APE20LA	AZURA® Pump P 2.1L with 250 ml pump head (stainless steel)
APE20LC	AZURA® Pump P 2.1L with 250 ml pump head (titanium)

## AZURA® Pump P 2.1L with 500 ml pump head

### Specifications

Pump specifications	
Pump head	500 ml
Continuous working conditions	5 - 200 ml/min
Best working conditions	5 - 400 ml/min
Flow rate increment	0.1 ml/min
Wetted materials	Zirconium oxide (ZrO <sub>2</sub> ), FFKM, graphite fiber reinforced PTFE, PEEK, sapphire, ruby, stainless steel, titanium
Maximum delivery pressure	1450 psi / 100 bar / 10 MPa
Flow rate range	0.01 - 500 ml/min
Pump head material	Stainless steel / titanium

### Ordering details:

APE20MA	AZURA® Pump P 2.1L with 500 ml pump head (stainless steel)
APE20MC	AZURA® Pump P 2.1L with 500 ml pump head (titanium)

## AZURA® Pump P 2.1L with 1000 ml pump head

### Pump specifications

<b>Pump head</b>	1000 ml
<b>Continuous working conditions</b>	10 - 400 ml/min
<b>Best working conditions</b>	10 - 800 ml/min
<b>Flow rate increment</b>	0.1 ml/min
<b>Wetted materials</b>	Zirconium oxide (ZrO <sub>2</sub> ), FFKM, graphite fiber reinforced PTFE, PEEK, sapphire, ruby, stainless steel, titanium
<b>Maximum delivery pressure</b>	1080 psi / 75 bar / 7.5 MPa up to 350 ml/min, 720 psi / 50 bar / 5 MPa up to 1000 ml/min,
<b>Flow rate range</b>	1 - 1000 ml/min
<b>Pump head material</b>	Stainless steel / titanium

### Ordering details:

APE20NA	AZURA® Pump P 2.1L with 1000 ml pump head (stainless steel)
APE20NB	AZURA® Pump P 2.1L with 1000 ml pump head (titanium)

## LPG Modules

### Ordering details:

AZZ00AA	LPG module for Pump P 2.1L binary up to 800 ml/min (stainless steel)
AZZ00AB	LPG module for Pump P 2.1L ternary up to 220 ml/min (stainless steel)
AZZ10AB	LPG module for Pump P 2.1L ternary up to 220 ml/min (PEEK)

## AZURA® Pump P 4.1S

The AZURA® Pump P 4.1S was developed for high-pressure dosing applications of up to 400 bar and for flow rates of up to 50 ml/min. Whenever a compact and easy-to-integrate pump is required, this pump is a perfect choice.

The pump contains a manual purge valve with a built-in pressure sensor. The pump automatically stops the flow when minimum or maximum pressure limits are reached. The exchangeable pump heads are compatible with a wide range of chemicals and the versatile control options allow easy remote and standalone operation.



### Specifications

#### Solvent delivery

<b>Pump type</b>	Ultra-compact high pressure pump
<b>Delivery system</b>	Dual piston pump with one working piston, one auxiliary piston
<b>Pulsation compensation</b>	No
<b>Piston seal washing</b>	Passive Wash
<b>Flow rate accuracy</b>	± 2 %, measured at 5 - 50 % of flow range using ethanol/water 10:90
<b>Flow rate precision</b>	≤ 0.5% RSD, measured at 1/5 ml/min using ethanol/water 10:90
<b>System protection</b>	$P_{min}$ and $P_{max}$ are programmable
<b>Liquid temperature range</b>	4 - 60 °C (39.2 - 140 °F)
<b>Pump head inlet (standard)</b>	1/8" OD, 2.1 mm ID FEP tubing (UNF 1/4-28 thread, flat bottom)
<b>Pump head outlet (standard)</b>	UNF 10-32 Thread (for 1/16" capillary)

#### Communication

<b>Display</b>	Yes
<b>Inputs</b>	LAN, Pin header connectors (Analog IN, Start IN, Error IN), RS-232
<b>Analog inputs</b>	0 - 10 V
<b>Analog control input</b>	Flow rate
<b>Control</b>	LAN, RS-232, analog, standalone

#### Technical parameters

<b>Display</b>	Yes
<b>Ambient conditions</b>	10 - 40 °C (50 - 104 °F) Air humidity below 90 %, non-condensing

#### General

<b>Power supply</b>	100 - 240 V; 50 - 60 Hz; Maximum power consumption 100 W
<b>Dimensions</b>	121 mm x 129 mm x 220 mm (W x H x D)
<b>Weight</b>	2.4 kg



KNAUER offers various software control options:

[www.knauer.net/softwarecontrol](http://www.knauer.net/softwarecontrol)



For pump accessories see p. 59



Further information:

[www.knauer.net/en/prod/APG20](http://www.knauer.net/en/prod/APG20)

## AZURA® Pump P 4.1S with 10 ml pump head

### Pump specifications

<b>Pump head</b>	10 ml
<b>Flow rate range</b>	0.001 - 10 ml/min
<b>Maximum delivery pressure</b>	5800 psi / 400 bar / 40 MPa up to 10 ml/min
<b>Wetted materials</b>	Graphite fiber reinforced PTFE, FKM (FFKM for APG20EC), PEEK (PCTFE for APG20EC), sapphire, ruby, zirconium oxide, titanium and pump head material
<b>Maximum viscosity</b>	100 mPa s (at reduced max. flow)
<b>Flow rate increment</b>	0.001 ml/min
<b>Best working conditions</b>	0.1 - 8.0 ml/min
<b>Continuous working conditions</b>	0.1 - 4.0 ml/min
<b>Pump head material</b>	Stainless steel / ceramic / Hastelloy® C

### Ordering details:

APG20EA	AZURA® Pump P 4.1S compact HPLC pump with 10 ml/min stainless steel pump head, stainless steel connections
APG20EB	AZURA® Pump P 4.1S compact HPLC pump with 10 ml/min ceramic pump head, PEEK connections
APG20EC	AZURA® Pump P 4.1S compact HPLC pump with 10 ml/min Hastelloy® C pump head, Titanium pressure sensor, Hastelloy® C connections
APG20EF	AZURA® Pump P 4.1S compact HPLC pump with 10 ml/min ceramic pump head, Ti connections.
APG20EG	AZURA® Pump P 4.1S compact HPLC pump with 10 ml/min stainless steel pump head, stainless steel connections, recommended for aqueous solutions
APG20EH	AZURA® Pump P 4.1S compact HPLC pump with 10 ml/min ceramic pump head, Titanium connections, recommended for aqueous solutions

## AZURA® Pump P 4.1S with 50 ml pump head

### Pump specifications

<b>Pump head</b>	50 ml
<b>Flow rate range</b>	0.01 - 50 ml/min
<b>Maximum delivery pressure</b>	2180 psi / 150 bar / 15 MPa up to 50 ml/min
<b>Wetted materials</b>	Graphite fiber reinforced PTFE, FKM (FFKM for APG20FC), PEEK (PCTFE for APG20FC), sapphire, ruby, zirconium oxide, titanium and pump head material
<b>Maximum viscosity</b>	100 mPa s (at reduced max. flow)
<b>Flow rate increment</b>	0.01 ml/min
<b>Best working conditions</b>	0.5 - 40.0 ml/min
<b>Continuous working conditions</b>	0.5 - 20 ml/min
<b>Pump head material</b>	Stainless steel / ceramic / Hastelloy® C

### Ordering details:

APG20FA	AZURA® Pump P 4.1S compact HPLC pump with 50 ml/min stainless steel pump head, stainless steel connections
APG20FB	AZURA® Pump P 4.1S compact HPLC pump with 50 ml/min ceramic pump head, PEEK connections
APG20FC	AZURA® Pump P 4.1S compact HPLC pump with 50 ml/min Hastelloy® C pump head, Hastelloy® C connections
APG20FG	AZURA® Pump P 4.1S compact HPLC pump with 50 ml/min stainless steel pump head, stainless steel connections, recommended for aqueous solutions
APG20FI	AZURA® Pump P 4.1S compact HPLC pump with 50 ml/min ceramic pump head, PEEK connections, recommended for aqueous solutions



## AZURA® Pump P 2.1S

The AZURA® Pump P 2.1S was developed for high-pressure dosing applications of up to 400 bar and for flow rates of up to 50 ml/min. Whenever a compact and easy-to-integrate pump is required, this pump is a perfect choice.

The exchangeable pump heads are compatible with a wide range of chemicals and the versatile control options allow easy remote and standalone operation. For aggressive liquids, a Hastelloy® C version is available.



### Specifications

#### Solvent delivery

<b>Pump type</b>	Ultra-compact high pressure pump
<b>Delivery system</b>	Dual piston pump with one working piston, one auxiliary piston
<b>Pulsation compensation</b>	No
<b>Piston seal washing</b>	Passive Wash
<b>Flow rate accuracy</b>	± 5 %, measured at 5 - 50 % of flow range using ethanol/water 10:90 ± 2 % at calibration point (one point calibration), measured at 5 - 50 % of flow range
<b>Flow rate precision</b>	≤ 0.5 % RSD, measured at 1/5 ml/min using ethanol/water 10:90
<b>System protection</b>	$I_{min}$ and $I_{max}$ are programmable ( $I \sim$ pressure)
<b>Liquid temperature range</b>	4 - 60 °C (39.2 - 140 °F)
<b>Pump head inlet (standard)</b>	1/8" OD, 2.1 mm ID FEP tubing (UNF 1/4-28 thread, flat bottom)
<b>Pump head outlet (standard)</b>	UNF 10-32 Thread (for 1/16" capillary)



KNAUER offers various software control options:

[www.knauer.net/softwarecontrol](http://www.knauer.net/softwarecontrol)



For pump accessories see p. 59



Further information:

[www.knauer.net/en/prod/APG90EA](http://www.knauer.net/en/prod/APG90EA)

#### Communication

<b>Display</b>	Yes
<b>Inputs</b>	LAN, Pin header connectors (Analog IN, Start IN, Error IN), RS-232
<b>Analog inputs</b>	0 - 10 V
<b>Analog control input</b>	Flow rate
<b>Control</b>	LAN, RS-232, analog, standalone

#### Technical parameters

<b>Display</b>	Yes
<b>Ambient conditions</b>	10 - 40 °C (50 - 104 °F) Air humidity below 90 %, non-condensing

#### General

<b>Power supply</b>	100 - 240 V; 50 - 60 Hz; Maximum power consumption 100 W
<b>Dimensions</b>	121 mm x 129 mm x 220 mm (W x H x D)
<b>Weight</b>	2.3 kg

## AZURA® Pump P 2.1S with 10 ml pump head

#### Pump specifications

<b>Pump head</b>	10 ml
<b>Flow rate range</b>	0.001 - 10 ml/min
<b>Maximum delivery pressure</b>	5800 psi / 400 bar / 40 MPa up to 10 ml/min
<b>Wetted materials</b>	Graphite fiber reinforced PTFE, FKM (FFKM for APG90EC), PEEK (PCTFE for APG90EC), sapphire, ruby, zirconium oxide and pump head material
<b>Maximum viscosity</b>	100 mPa s (at reduced max. flow)
<b>Flow rate increment</b>	0.001 ml/min
<b>Best working conditions</b>	0.1 - 8.0 ml/min
<b>Continuous working conditions</b>	0.1 - 4.0 ml/min
<b>Pump head material</b>	Stainless steel / ceramic / Hastelloy® C

#### Ordering details:

APG90EA	AZURA® Pump P 2.1S compact HPLC pump with 10 ml/min stainless steel pump head
APG90EB	AZURA® Pump P 2.1S compact HPLC pump with 10 ml/min ceramic pump head
APG90EC	AZURA® Pump P 2.1S compact HPLC pump with 10 ml/min Hastelloy® C pump head
APG90EG	AZURA® Pump P 2.1S compact HPLC pump with 10 ml/min stainless steel pump head, recommended for aqueous solutions

## AZURA® Pump P 2.1S with 50 ml pump head

#### Pump specifications

<b>Pump head</b>	50 ml
<b>Flow rate range</b>	0.01 - 50 ml/min
<b>Maximum delivery pressure</b>	2180 psi / 150 bar / 15 MPa up to 50 ml/min
<b>Wetted materials</b>	Graphite fiber reinforced PTFE, FKM (FFKM for APG90FC), PEEK (PCTFE for APG90FC), sapphire, ruby, zirconium oxide and pump head material
<b>Maximum viscosity</b>	100 mPa s (at reduced max. flow)
<b>Flow rate increment</b>	0.01 ml/min
<b>Best working conditions</b>	0.5 - 40.0 ml/min
<b>Continuous working conditions</b>	0.5 - 20 ml/min
<b>Pump head material</b>	Stainless steel / ceramic / Hastelloy® C

#### Ordering details:

APG90FA	AZURA® Pump P 2.1S compact HPLC pump with 50 ml/min stainless steel pump head
APG90FB	AZURA® Pump P 2.1S compact HPLC pump with 50 ml/min ceramic pump head
APG90FC	AZURA® Pump P 2.1S compact HPLC pump with 50 ml/min Hastelloy® C pump head
APG90FG	AZURA® Pump P 2.1S compact HPLC pump with 50 ml/min stainless steel pump head, recommended for aqueous solutions

# AZURA® Assistant ASM 2.2L

## Docking station for pumps, valves and detectors

The Assistant ASM 2.2L is a docking station for up to three compact devices. Valves, pumps and UV detectors can be combined in one housing.

The plug-in modules are removed by loosening four screws allowing the user to exchange modules in case of service within minutes. Likewise, the configuration of the LC system can be adapted to new requirements. Routine maintenance work e.g. replacing the lamp of a detector are easily performed by the user.

Depending on the integrated modules the assistant fulfills many different tasks like eluent delivery, detection, sample and solvent selection, sample injection, column switching or fraction collection. An assistant including a pump, injection valve, and detector features a complete, compact chromatographic system. As a part of a larger system, the ASM 2.2L is extremely versatile in analytical, preparative and continuous liquid chromatography.

Select your desired plug-in modules for the left, middle and right position in the assistant and you will get your perfect assistant for chromatography and beyond.

**Freely combine pumps, valves and detectors in one housing**



KNAUER offers various software control options:  
[www.knauer.net/softwarecontrol](http://www.knauer.net/softwarecontrol)

Further information:  
[www.knauer.net/assistants](http://www.knauer.net/assistants)

## Specifications

### General

Power supply	100 - 240 V, 50 - 60 Hz, maximum 130 W
Dimensions	361 x 208 x 523 mm (W x H x D)
Weight	About 17 kg (depending on integrated modules)
Leak sensor	Yes
Ambient conditions	Temperature range: 4 - 40 °C, 39.2 - 104 °F Humidity: 10 - 90 % non-condensing

### Communication

Interfaces	LAN
Control	Mobile Control, Software
Inputs	Error (IN), Start (IN), Autozero, 0 - 10 V Analog (IN)
Outputs	Event 1-2, Error (OUT) (OC), +5 V, +24 V
Analog inputs	Integrator output (detector signal)

## Software functions

**Assistant configuration:** The ASM 2.2L is supported as complete device. Modules are addressed via the assistant.

	ClarityChrom®	OpenLAB®	Mobile Control (version 6)
Two pumps (independent)	yes	no	yes
Fraction valve	one	one	yes, one valve
Injection module*	no	no	yes, but part of a method

**Single device configuration:** The ASM 2.2L is not supported as device. Integrated modules are addressed as separate devices via IP port.

	ClarityChrom®	OpenLAB®	PurityChrom®	Chromeleon
Two pumps (independent)	no	yes	yes	yes
Fraction valve	no	cascading (Multi valve fraction collector)	one	yes
Injection module*	yes, but part of a method	yes, fully automatic module with trigger for data acquisition	yes, but part of a method	yes, but part of a method

\* An injection module is a combination of one pump and one 6 port 2 position valve.

The Assistant ASM 2.2L can be equipped with following plug-in modules. Use the web-based configurator to customize your assistant: [www.knauer.net/assistantconfigurator](http://www.knauer.net/assistantconfigurator).



Further information: [www.knauer.net/assistantconfigurator](http://www.knauer.net/assistantconfigurator)

Select the chosen plug-in modules for the left, middle and right position of the assistant to receive the article number of your assistant variant.

### Configuration note

An assistant with following configuration is not allowed:

- more than two pump modules - a high-pressure gradient is not supported
- more than one UV detector
- without a plug-in module

### Basic device

ASM 2.2L basic device	AY*
-----------------------	-----

### Plug-in modules


Basic plug-in modules	Article number for ordering individual modules (without the assistant housing)*
Empty module	AG2022
AZURA® Valve Unifier VU 4.1**	AWA04
AZURA® UV Detector UVD 2.1S	ADA03XA
AZURA® UV Detector UVD 2.1S, fiber optics	ADA07XA
<b>Compact pump without pressure sensor</b>	
AZURA® Pump P 2.1S, 10 ml, stainless steel	APG92EA
AZURA® Pump P 2.1S, 10 ml, Hastelloy C	APG92EC
AZURA® Pump P 2.1S, 10 ml, ceramic	APG92EB
AZURA® Pump P 2.1S, 50 ml, stainless steel	APG92FA
AZURA® Pump P 2.1S, 50 ml, Hastelloy C	APG92FC
AZURA® Pump P 2.1S, 50 ml, ceramic	APG92FB
<b>Compact pump with pressure sensor</b>	
AZURA® Pump P 4.1S, 10 ml, stainless steel	APG22EA
AZURA® Pump P 4.1S, 10 ml, stainless steel, normal phase	APG22ED
AZURA® Pump P 4.1S, 10 ml, ceramic	APG22EB
AZURA® Pump P 4.1S, 50 ml, stainless steel	APG22FA
AZURA® Pump P 4.1S, 50 ml, stainless steel, normal phase	APG22FD
AZURA® Pump P 4.1S, 50 ml, ceramic	APG22FB
AZURA® Pump P 4.1S, 50 bar, 10 ml, stainless steel	APG12EA
AZURA® Pump P 4.1S, 50 bar, 10 ml, ceramic	APG12EB
AZURA® Pump P 4.1S, 50 bar, 50 ml, stainless steel	APG12FA
AZURA® Pump P 4.1S, 50 bar, 50 ml, ceramic	APG12FB



AZURA® Valve Unifier VU 4.1\*\*



AZURA® Detector UVD 2.1S



AZURA® Pump P 4.1S

### Accessories

\* Use the assistant configurator to find your desired plug-in module combination configured in the assistant housing: [www.knauer.net/assistantconfigurator](http://www.knauer.net/assistantconfigurator).

\*\* Note that valves V 4.1 has to be ordered in addition to the valve drive VU 4.1. **For valves, see p. 32.**

Column holder - replacing empty module	AG2022B
--	---------




Column holder

## AZURA® Autosampler AS 6.1L

The Autosampler AS 6.1L can inject from up to 768 positions when equipped with microtiter plates (either high or low formats) or from up to 108 standard 1.5 ml sample vials. The sample carryover is significantly minimized thanks to a highly-effective interior and exterior needle wash procedure. This autosampler is also fast and flexible: one complete sample injection cycle takes less than one minute, including needle wash. Three different injection modes are supported; "full loop filling" (highest precision and reproducibility), "partial loop filling" (variable volumes, e.g. for dilution series) and "µl pickup" (loss-free injection of extremely small sample volumes), allowing the user to optimize sample usage. The headspace pressure function prevents bubbles from forming in the vial during sample uptake. Precolumn derivatization is supported.

For high-pressure injections, the autosampler is equipped with a so-called ILDTM valve (Intermediate Loop Decompression). This valve consists of a rotor-stator combination and includes a central port for depressurizing. For high-pressure applications, the sample loop is depressurized prior to receiving the sample. This way, the sample is not diluted with a solvent. Because the valve is switched extremely fast, pressure spikes are reduced. Analyses are more precise and wear of the column is reduced.



KNAUER offers various software control options:  
[www.knauer.net/softwarecontrol](http://www.knauer.net/softwarecontrol)

For autosampler accessories see p. 64

### Specifications



Further information:  
[www.knauer.net/de/Systemloesungen/Autosampler](http://www.knauer.net/de/Systemloesungen/Autosampler)

#### Sample injection

<b>Autosampler Flow Path</b>	Analytical
<b>Maximum back pressure</b>	See device versions
<b>Vial/plate dimensions</b>	Well plate dimensions according to ANSI SLAS 4-2004 (formerly ANSI/SBS 4-2004) max. plate/vial height: 47 mm (incl. septa or capmat)
<b>Injection volume range</b>	0.1 µl - 10 ml depending on sample loop
<b>Headspace pressure</b>	Built-in compressor, only for sample vials with septum
<b>Switching time inj. valve</b>	< 100 ms
<b>Piercing needle precision</b>	± 0.6 mm
<b>Sample tray cooling</b>	Optional (4 - 40 °C)
<b>Vial detection</b>	Missing vial/well plate detection by sensor
<b>Wetted materials</b>	ETFE (buffer & needle tubing), stainless steel (sample needle, valve stator), Vespel (rotor seal), Kel-F (syringe valve), glass (syringe), PTFE (tip of syringe plunger)

#### Analytical performance

<b>Injection modes</b>	Full loop filling, partial loop filling and microliter pickup; PASATM (pressure-assisted sample aspiration)
<b>Injection precision</b>	Full loop filling: < 0.3 % RSD partial loop injection at injection volumes > 5 µl: < 0.5 % RSD microliter pickup at injections > 5 µl: < 1.0 % RSD
<b>Injection accuracy</b>	0.2 µl for 250 µl injection syringe
<b>Sample carryover</b>	< 0.0015 % for partial loop (chlorhexidine) < 0.0003 % with extended needle wash (s. <a href="#">Technical Note VTN0004</a> )
<b>Injections per vial</b>	Max. 9 injections
<b>Injection cycle time</b>	Min. 7 s from the same vial, 14 s from different vials; < 60 s for >100 µl sample injection in all injection modes, incl. 300 µl needle wash
<b>Analysis time</b>	Max. 9 h, 59 min, 59 s

#### Communication

<b>Inputs</b>	2 programmable TTL inputs (next injection, freeze, stop)
<b>Outputs</b>	1 programmable relay output (inject marker, auxiliary, alarm)
<b>Control</b>	Ethernet (LAN)
<b>Interfaces</b>	LAN, analog

#### Technical parameters

<b>Ambient conditions</b>	Temperature range: 10 - 40 °C; 50 - 104 °F; air humidity: 20 - 80 %
---------------------------	---

## General

Power supply	95 - 240 V AC
Dimensions	361 x 375 x 570 mm (W x H x D)
Weight	30 kg

## Device versions

	HPLC+	UHPLC	Bio	Prep
Maximum back pressure	862 bar	1240 bar	345 bar	350 bar
Sample needle	15 µl	15 µl	15 µl	60 µl
Dispenser syringe	250 µl	250 µl	250 µl	2500 µl
Buffer tubing	500 µl	500 µl	500 µl	2000 µl
Sample loop	100 µl, 0.4 mm ID	10 µl, 0.18 mm ID	100 µl, 0.4 mm ID	10 ml
Order number	AAA50AA	AAA10AA	AAA20AA	AAA40AA
Order number (cool/heat option)	AAA51AA	AAA11AA	AAA21AA	AAA41AA*

\* also available as biocompatible version: AAA31AA

## Ordering details:

AAA50AA	AZURA® Autosampler AS 6.1L analytical HPLC autosampler, 862 bar
AAA51AA	AZURA® Autosampler AS 6.1L analytical HPLC autosampler, 862 bar, with sample cooling/heating
AAA10AA	AZURA® Autosampler AS 6.1L analytical HPLC autosampler, 1240 bar
AAA11AA	AZURA® Autosampler AS 6.1L analytical HPLC autosampler, 1240 bar, with sample cooling/heating
AAA20AA	AZURA® Autosampler AS 6.1L analytical HPLC autosampler, 345 bar, with biocompatible flow path
AAA21AA	AZURA® Autosampler AS 6.1L analytical HPLC autosampler, 345 bar, with biocompatible flow path and sample cooling/heating
AAA31AA	AZURA® Autosampler AS 6.1L preparative HPLC autosampler, 350 bar, with biocompatible flow path and sample cooling/heating
AAA40AA	AZURA® Autosampler AS 6.1L preparative HPLC autosampler, 350 bar
AAA41AA	AZURA® Autosampler AS 6.1L preparative HPLC autosampler, 350 bar, with sample cooling/heating

# Preparative Liquid Handler LH 2.1



KNAUER's new Liquid Handler LH 2.1 allows for the expansion of purification processes with the ability to combine sample injection and fraction collection in one device. A high capacity of sample and fraction vessels meets a flexible arrangement facilitating reinjection of samples to reach new levels of purification. The handler injects samples with minimal loss regardless of their volume – perfect for working with expensive compounds.

- Combine sample injection and fraction collection
- Inject small and large sample volumes with minimal loss
- Expand your vessel capacities
- Flexible arrangement of samples and fractions
- Reinject collected fractions to reach new levels of purity

## Specifications



KNAUER offers various software control options:  
[www.knauer.net/softwarecontrol](http://www.knauer.net/softwarecontrol)



For LH 2.1 accessories see p. 64



Further information:  
[www.knauer.net/en/prod/A5080](http://www.knauer.net/en/prod/A5080)

### Fraction collection

<b>Fraction capacity</b>	Maximum vessel capacity with 5 KNAUER racks <ul style="list-style-type: none"> <li>• 15 x micro titer well plates</li> <li>• 15 x 24 well plates</li> <li>• 810 x 2 ml tubes</li> <li>• 490 x 15 ml tubes</li> <li>• 160 x 50 ml tubes</li> </ul>
--------------------------	---

<b>Diverter valve</b>	yes
<b>Number of racks</b>	5 KNAUER racks, teaching module for own racks (racks are not included)

### Sample injection

<b>Sample injection</b>	Standard and sandwich injection mode
<b>Sample loop</b>	Up to 60 ml; included 10 ml (PEEK)
<b>Injection valve</b>	Valve and valve drive not included, 1/16" or 1/8" V 4.1 injection valves and VU 4.1 supported
<b>Temperature control</b>	No
<b>Needle wash</b>	Single needle wash step after each injection
<b>Wash solvent</b>	4
<b>Wetted materials</b>	Aluminium oxide 99.5 %, Borosilicate Glass, PTFE, FEP, AISI 316L, PEEK

### General

<b>Power supply</b>	100 – 240 V, 50 – 60 Hz
<b>Dimensions</b>	96 cm x 104 cm x 70 cm; working area 75 cm x 30 cm
<b>Weight</b>	82 kg
<b>Leak sensor</b>	No
<b>Ambient conditions</b>	10 – 35 °C, 30 – 80 % RH, non-condensing
<b>Note</b>	Valve drive VU 4.1, injection valve V 4.1, sample loop and racks are not included

### Communication

<b>Control</b>	LAN, supported by PurityChrom 5 and Chromeleon 7.2
<b>Programming</b>	Loop Volume, Syringe Volume, Syringe Speed, Syringe Delay, Sandwich Volume, Wash Volume, Wash Speed, Dead Volume

## Ordering details:

### Device

A5080	Preparative Liquid Handler LH 2.1
-------	-----------------------------------

### Accessories

A50801	LH 2.1 Rack for 3 x microtiter plates
A50802	LH 2.1 Rack for 162 x 2 ml tubes (Eppendorf)
A50803	LH 2.1 Rack for 98 x 15 ml tubes (Falcon)
A50804	LH 2.1 Rack for 32 x 50 ml tubes
A50805	LH 2.1 Rack for 3 x 24-deep-well plates

# Analytical Liquid Handler LH 8.1

COMING SOON

The new analytical Liquid Handler LH 8.1 from KNAUER allows for the expansion of your analytical processes. It comes with a new modularity to completely change the autosampler to your needs. The "in syringe" sample injection design allows for a special injection method, which combines the precision of partial loop with the zero sample loss of  $\mu\text{l}$  pickup. To further develop your automation, the software solutions will also allow sample preparation processes. Like all KNAUER devices, the LH 8.1 will have full software support from all standard CDS packages.



## Specifications

Sample injection	
Sample injection	Full loop, Sandwich loop, Partial loop
Maximum back pressure	1240 bar
Sample capacity	6 sample racks per robotic cooler. Up to 4 robotic coolers. 2 racks for manual rack holder.
Vial/plate dimensions	Per rack 60 x 2 ml vials, 96 well plates or 284 well plates possible. 130 x 2 ml vial rack available (2 rack positions needed)
Sample loop	Possible from 2 $\mu\text{l}$ to 200 $\mu\text{l}$ (not included)
Injection valve	Injection valve included (special 6 port, 2 position)
Switching time inj. valve	< 100 ms
Piercing needle precision	$\pm 0.6$ mm
Sample tray cooling/heating	4 - 40 °C possible
Temperature control	Yes
Vial detection	Yes
Needle wash	Programmable by method
Wash solvent	2 minimum up to 10
Wetted materials	PTFE, PEEK, Stainless steel, Borosilicate glass
Communication	
Interfaces	LAN, analog
Control	Ethernet
Inputs	Programmable TTL inputs
Analog inputs	RS-232
General	
Dimensions	550 mm x 650 mm x 550 mm (W x H x D)
Weight	~ 15.5 kg (~ 27 kg with robotic cooler)
Leak sensor	No
Ambient conditions	10 - 35 °C, 30 - 80 % RH, non-condensing
Analytical performance	
Injection volumes	0.5 - 200 $\mu\text{l}$ (higher injection volumes possible on request)
Injection precision	RSD (Relative Standard Deviation): full loop injection: $\leq 0.1$ %; sandwich injection at an injection volume > 5 $\mu\text{l}$ : < 0.15 %
Sample carryover	0.015 % with chlorhexidin and fast wash station
Injections per vial	Max. 9 injections
Technical parameters	
GLP	Yes, valve switches, syringe injections
Display	No

## Key features

- Inject small and large sample volumes with zero sample loss
- Add multiple injection or switching valves for online SPE and column switching applications
- Up to four robotic coolers for max. 24 racks or well plates
- Flexible arrangement of modules
- The standard rail lengths are 557 mm and 887 mm, optional lengths up to 1217 mm are possible on request



**Ordering details:****Device**

A5100	Analytical Liquid Handler LH 8.1 with injection valve and 2 feet, 557 mm version
A5110	Analytical Liquid Handler LH 8.1 with injection valve and 2 feet, 857 mm version

**Accessories**

A5101	Fast wash station for 2 solvents
A5102	Manual wash station with two reservoirs and wasteline
A5103	Manual sample rack holder
A5104	Robotic cooler with three drawers
A5105	Valve drive for injection valve
A51051	Injection valve (without valve drive)

## AZURA® Column Thermostat CT 2.1

The AZURA® CT 2.1 is a price attractive basic column thermostat. It allows temperature control in the range of 5 °C and 85 °C and thus is appropriate for most HPLC applications. For advanced purification and analysis purposes, the oven can optionally be equipped with an eluent pre-heating cartridge. This ensures even more constant separation conditions leading to higher selectivity and an improved peak shape.


The instrument operates with a microprocessor controlled Peltier element for precise temperature settings. In combination with its high temperature stability, this allows programming of linear as well as non-linear temperature gradients.

Wide space,  
easy handling

Up to 6 columns  
with maximum  
300 mm length

Columns up to  
16 mm ID

Cooling and heating  
from 5-85 °C



### Specifications

#### Thermostatting

Heating and cooling system	Microprocessor controlled Peltier element for heating and cooling, fan supported 2-way air circulation
Temperature range	5 - 85 °C
Heating/cooling rate	2 °C/min
Temperature accuracy	± 0.2 °C
Temperature stability	± 0.1 °C



KNAUER offers various software control options:  
[www.knauer.net/softwarecontrol](http://www.knauer.net/softwarecontrol)



Further information:  
[www.knauer.net/en/prod/ATC00](http://www.knauer.net/en/prod/ATC00)

#### Column compartment

Column dimensions	max. number	max. length*	max. outer diameter*	matching column
	8	160 mm	12 mm	125 mm x 4.6 mm ID with precolumn
	4	325 mm	12 mm	300 mm x 4.6 mm ID
	1	325 mm	35 mm	300 mm x 16 mm ID

\* total outer dimensions of the column including screw caps.

Dimensions, internal	90 x 390 x 47 mm (W x H x D)
Safety	Self-check and auto-calibration at power-on, selectable turn-off temperature
Leak sensor	Gas sensor, adjustable sensitivity, acoustic signal, turn-off switch

#### Communication

Control	Optional for stand-alone functionality: Mobile Control
Interfaces	LAN Interface

#### General

Power supply	90 - 230 V, 50 - 60 Hz, 100 W
Dimensions	150 x 470 x 310 mm (W x H x D)
Weight	8.4 kg

#### Other

Optional accessories	Cartridge for eluent pre-heating for capillary with an ID of 0.1 or 0.18 mm
----------------------	---

### Ordering details:

#### Device

ATC00	Column Thermostat AZURA® CT 2.1 for constant temperatures and reproducible results
-------	--

#### Accessories

A05852-3	Cartridge for eluent Pre-heating ID 0.1 mm, ~5.5 µl
A05852-2	Cartridge for eluent Pre-heating ID 0.18 mm, ~18 µl

## AZURA® Detector DAD 6.1L

The AZURA® DAD 6.1L is a high-end diode array detector (DAD) which combines outstanding performance with easy handling.

A wide range of easily exchangeable flow cells make this device the right choice for fast, standard analytical, semi-preparative and preparative separations with bio-compatible or stainless steel wetted parts.

State-of-the-art total reflection flow cells (LightGuide technology) are available for this detector providing maximum light throughput (due to total internal reflection) with minimal peak dispersion (due to small cell volume) to guarantee an optimized signal to noise (S/N) ratio.

An optional fiber optics adapter offers the possibility to separate the flow cell spatially from the device and thus provides enhanced security for hazardous, explosive or toxic work processes, as well as protecting the device from leakages at high flow rates.

The optical unit with KNAUER Polka-Dot technology and intelligent temperature management ensure maximum sensitivity combined with minimal baseline drift over the whole spectrum.

Furthermore, easy frontal access and improved safety features enable effortless lamp replacement. This eases maintenance and guarantees short downtimes.

The DAD 6.1L comes installed with a high brightness deuterium and tungsten halogen lamps, which cover a wavelength range from 190 to 1000 nm.



### Key features

- Wide application range
- Large choice of flow cells
- Fiber optics adapter available
- Attractively priced
- Made in Germany



KNAUER offers various software control options:  
[www.knauer.net/softwarecontrol](http://www.knauer.net/softwarecontrol)



For detector accessories  
see p. 65

### Specifications

Detection	
Detector type	Diode array detector
Number of diodes	1024
Pixel pitch	0.8 nm/diode
Detection channels	8 (Digital)/4 (Analog)
Light source	High brightness deuterium (D <sub>2</sub> ) lamp and halogen lamp with integrated GLP chip
Wavelength range	190 - 1000 nm
Spectral bandwidth	< 3.5 nm at H <sub>α</sub> line (FWHM) /Note: digital bandwidth 1 - 32 nm
Slit width	70 μm
Wavelength accuracy	± 1 nm
Wavelength repeatability	± 0.1 nm
Noise	± 3.5 μAU at 254 nm (ASTM E1657-98)
Drift	300 μAU/h at 254 nm (ASTM E1657-98)
Linearity	> 2.5 AU at 274 nm (ASTM E1657-98)
Maximum data rate	100 Hz (LAN)/12.5 Hz (analog)
Flow cell	Flow cells are not included and must be ordered separately (see "Accessories")
Time constants	0.00 / 0.01 / 0.02 / 0.05 / 0.1 / 0.2 / 0.5 / 1.0 / 2.0 / 5.0 / 10.0 s
Integration time	Automatic
Wavelength verification	Internal holmium filter and deuterium lines
Leak sensor	Yes



Further information:  
[www.knauer.net/en/prod/ADC11](http://www.knauer.net/en/prod/ADC11)

Communication	
Inputs	Error (IN), Start (IN), Autozero
Outputs	Events 1 - 2 (Relay and TTL compatible, respectively), Error (OUT), +5 V, Valve +24 V, Valve (OUT)
Analog outputs	4 x 0 - 5 V, 20 bit, offset adjustable
Control	Mobile Control, software, event control, analog, terminal protocol
Interfaces	LAN (RJ-45), USB (service only), multi-pin connector, analog (RCA cinch connector)

Technical parameters	
GLP	Detailed report including lamp recognition, operating hours, lamp operating hours, number of lamp ignitions
Display	Mobile Control (optional)
Ambient conditions	Temperature range: 4 - 40 °C, 39.2 - 104 °F, Humidity: below 90 % non condensing

### General

<b>Power supply</b>	100 – 240 V, 50 – 60 Hz, 75 W
<b>Dimensions</b>	361 x 158 x 523 mm (W x H x D)
<b>Weight</b>	13.8 kg

### Ordering details:

#### Device

ADC11 AZURA® Detector DAD 6.1L Diode array detector DAD 6.1L without flow cell 190 - 1000 nm, incl. test cell

#### Accessories

AMC19XA	10 mm path length, 2 µl, 1/16", 50 bar, LightGuide Flow cell cartridge for AZURA® Detector DAD/MWD
AMD59XA	50 mm path length, 6 µl, 1/16", 50 bar, High Sensitivity LightGuide Flow cell cartridge for AZURA® Detector DAD/MWD
AMC38	10 mm path length, 10 µl, 1/16", 300 bar, PressureProof Flow cell cartridge for AZURA® Detector DAD/MWD
AMB18	3 mm path length, 2 µl, 1/16", 300 bar, PressureProof Flow cell cartridge for AZURA® Detector DAD/MWD
AZL01	HBST deuterium lamp for AZURA® Detector DAD 6.1L
AZL02	Halogen lamp for AZURA® Detector DAD 6.1L
AMKX8KIT	Fiber optics adapter kit for AZURA® Detector DAD/MWD, with fiber optic cables (1x 400 mm and 1x 750 mm) and mounting bracket
AMLX8	Test cell for AZURA® Detector DAD/MWD
AZZ00OC	AZURA® Heat Exchanger for analytical PressureProof flow cells, 14 µl


## AZURA® Detector DAD 2.1L & MWD 2.1L

The AZURA® DAD 2.1L and MWD 2.1L is a highly competitive diode array detector and a sensitive, 8-channel multiwavelength detector, respectively. Both combine high performance with easy handling at an affordable price.

State-of-the-art total reflection flow cells (LightGuide technology) are available for this device providing maximum light throughput (due to total internal reflection) with minimal peak dispersion (due to the small cell volume) to guarantee an optimized S/N ratio. An optional fiber optics adapter offers the possibility to separate the flow cell spatially from the device and thus provides enhanced security for hazardous, explosive or toxic work processes, as well as protecting the device from leakages at high flow rates.

The newly developed optical unit and intelligent temperature management ensure maximum sensitivity combined with minimal baseline drift. Furthermore, easy frontal access and improved safety features enable effortless lamp replacement. This eases maintenance and guarantees short downtimes.

The DAD 2.1L and MWD 2.1L come installed with a deuterium lamp which covers a wavelength range from 190 to 700 nm.



### Key features

- Wide application range
- Large choice of flow cells
- Fiber optics adapter available
- Leak management
- Made in Germany

▶ For detector accessories  
see p. 65

### Specifications



Further information:  
[www.knauer.net/detectors](http://www.knauer.net/detectors)

Detection	
<b>Detector type</b>	Diode array detector or variable multiwavelength detector
<b>Number of diodes (for DAD 2.1L)</b>	256
<b>Pixel pitch (for DAD 2.1L)</b>	2 nm/diode
<b>Detection channels</b>	8 (Digital)/4 (Analog)
<b>Light source</b>	Deuterium (D <sub>2</sub> ) lamp with integrated GLP chip
<b>Wavelength range</b>	190 - 700 nm
<b>Spectral bandwidth</b>	< 10 nm at H <sub>α</sub> line (FWHM) /Note: digital bandwidth 1 - 32 nm
<b>Slit width</b>	70 μm
<b>Wavelength accuracy</b>	± 1 nm
<b>Wavelength repeatability</b>	± 0.1 nm
<b>Noise</b>	± 5 μAU at 254 nm (ASTM E1657-98)
<b>Drift</b>	400 μAU/h at 254 nm (ASTM E1657-98)
<b>Linearity</b>	> 2.0 AU at 274 nm (ASTM E1657-98)
<b>Maximum data rate</b>	100 Hz (LAN)/12.5 Hz (analog)
<b>Flow cell</b>	Flow cells are not included and must be ordered separately (see "Accessories")
<b>Time constants</b>	0.00 / 0.01 / 0.02 / 0.05 / 0.1 / 0.2 / 0.5 / 1.0 / 2.0 / 5.0 / 10.0 s
<b>Integration time</b>	Automatic
<b>Wavelength verification</b>	Internal holmium filter and deuterium lines
<b>Leak sensor</b>	Yes
Communication	
<b>Inputs</b>	Error (IN), Start (IN), Autozero
<b>Outputs</b>	Events 1 - 2 (Relay and TTL compatible, respectively), Error (OUT), +5 V, Valve +24 V, Valve (OUT)
<b>Analog outputs</b>	4 x 0 - 5 V, 20 bit, offset adjustable
<b>Control</b>	Mobile Control, software, event control, analog, terminal protocol
<b>Interfaces</b>	LAN (RJ-45), USB (service only), multi-pin connector, analog (RCA cinch connector)
Technical parameters	
<b>GLP</b>	Detailed report including lamp recognition, operating hours, lamp operating hours, number of lamp ignitions
<b>Display</b>	Mobile Control (optional)
<b>Ambient conditions</b>	Temperature range: 4 - 40 °C, 39.2 - 104 °F, Humidity: below 90 % non condensing
General	
<b>Power supply</b>	100 - 240 V, 50 - 60 Hz, 75 W
<b>Dimensions</b>	361 x 158 x 523 mm (W x H x D)
<b>Weight</b>	12.2 kg

### Ordering details:

#### Device

ADC01	AZURA® Detector DAD 2.1L Diode array detector DAD 2.1L without flow cell 190 - 700 nm, incl. test cell
ADB01	AZURA® Detector MWD 2.1L Multiwavelength detector MWD 2.1L, without flow cell 190 - 700 nm, incl. test cell

#### Accessories

AMC19XA	10 mm path length, 2 µl, 1/16", 50 bar, LightGuide Flow cell cartridge for AZURA® Detector DAD/MWD
AMD59XA	50 mm path length, 6 µl, 1/16", 50 bar, High Sensitivity LightGuide Flow cell cartridge for AZURA® Detector DAD/MWD
AMC38	10 mm path length, 10 µl, 1/16", 300 bar, PressureProof Flow cell cartridge for AZURA® Detector DAD/MWD
AMB18	3 mm path length, 2 µl, 1/16", 300 bar, PressureProof Flow cell cartridge for AZURA® Detector DAD/MWD
A5193	Deuterium lamp, replacement, for S2520, 10D, 40D, UVD 2.1S, UVD 2.1L, DAD 2.1L, MWD 2.1L
AMKX8KIT	Fiber optics adapter kit for AZURA® Detector DAD/MWD, with fiber optic cables (1 x 400 mm and 1 x 750 mm) and mounting bracket
AMLX8	Test cell for AZURA® Detector DAD/MWD
AZZ00OC	AZURA® Heat Exchanger for analytical PressureProof flow cells, 14 µl

## AZURA® Detector UVD 2.1L

The AZURA® UV/VIS Detector UVD 2.1L is a competitively priced HPLC spectrophotometer for routine HPLC applications including fast LC methods. Besides offering excellent technical specifications, this robust detector features a highly flexible and compact design. The UVD 2.1L comes with an installed deuterium lamp which covers a wavelength range from 190 to 750 nm.

Due to a smart design the flow cell is easily accessible and can be changed very quickly. You can choose between a wide range of flow cells for analytical or preparative LC applications with flow rates from 10 µl/min up to 10 l/min.



### Key features

- Large choice of flow cells
- Leak management
- 60 years experience
- Made in Germany

### Specifications

Detection	
Detector type	Variable single wavelength UV detector
Detection channels	1
Light source	Deuterium (D <sub>2</sub> ) lamp with integrated GLP chip
Wavelength range	190 - 750 nm
Spectral bandwidth	11 nm at H <sub>α</sub> line (FWHM)
Wavelength accuracy	± 2.5 nm
Wavelength precision	0.3 nm (ASTM E275-93)
Noise	± 15 µAU at 254 nm (ASTM E1657-98)
Drift	300 µAU/h at 254 nm (ASTM E1657-98)
Linearity	> 2.0 AU at 274 nm (ASTM E1657-98)
Maximum data rate	50 Hz (LAN)/20 Hz (Analog)
Flow cell	Flow cells are not included and must be ordered separately (see "Accessories")
Time constants	0.0 / 0.1 / 0.2 / 0.5 / 1.0 / 2.0 / 5.0 / 10.0 s
Integration time	Automatic
Leak sensor	Yes
Communication	
Inputs	Error (IN), Start (IN), Autozero, 0 - 10 V Analog (IN)
Outputs	Events 1 - 3, + 5 V, 24 V Valve
Analog outputs	1 x 0 - 5 V scalable, 20 bit, offset adjustable
Control	Mobile Control, software, event control, analog, terminal protocol
Programming	Timed: wavelength, events, fraction valve, links, wake up (program, link); 9 programs, 50 program lines
Technical parameters	
GLP	Detailed report incl. lamp recognition, operating hours, lamp operating hours, number of lamp ignitions
Display	Mobile Control (optional)
Ambient conditions	Temperature range: 4 - 40 °C, 39.2 - 104 °F, Humidity: below 90 % non condensing
General	
Power supply	100 - 240 V, 50 - 60 Hz, 65 W
Dimensions	361 x 158 x 523 mm (W x H x D)
Weight	5.9 kg



KNAUER offers various software control options:

[www.knauer.net/softwarecontrol](http://www.knauer.net/softwarecontrol)



For detector accessories see p. 65



Further information:

[www.knauer.net/en/prod/ADA01XA](http://www.knauer.net/en/prod/ADA01XA)

### Ordering details:

Device	
ADA01XA	AZURA® Detector UVD 2.1L with deuterium lamp without flow cell, incl. test cell
ADA04XA	AZURA® Detector UVD 2.1L Fiber Optics Version with deuterium lamp without flow cell
Accessories	
A4061XB	10 mm path length, 10 µl, 1/16", 300 bar, stainless steel, with heat exchanger one sided inlet and outlet, classical KNAUER flow cell
A4042	3 mm path length, 2 µl, 1/16", stainless steel, classical KNAUER flow cell
A5193	Deuterium lamp, replacement, for S2520, 10D, 40D, UVD 2.1S, UVD 2.1L, DAD 2.1L, MWD 2.1L
A4126	Test cell Holmium Oxid Filter
A4146	Test cell, WG 280 filter stray light
A4123	Test cell

## AZURA® Detector UVD 2.1S

The AZURA® UVD 2.1S is a highly competitive single variable wavelength UV detector for HPLC. It offers excellent technical specifications for routine laboratory work. With its small footprint, it is one of the smallest detectors for HPLC on the market.

The UVD 2.1S comes in the novel small AZURA® housing. The installed deuterium lamp covers a wavelength range from 190 to 500 nm. The UV detector can be controlled with various CDS software packages via LAN, RS-232 or analog input/output, as well as from the front panel as stand alone device.

Due to a smart design, the flow cell is easily accessible and can be changed very quickly. Choose between a wide range of flow cells for analytical or preparative LC applications with flow rates from 10 µl/min up to 10 l/min. Also available as a module for AZURA® Assistant ASM 2.2L.



### Key features

- Compact
- Large choice of flow cells
- Made in Germany

### Specifications

#### Detection

<b>Detector type</b>	Variable single wavelength UV detector
<b>Detection channels</b>	1
<b>Light source</b>	Deuterium (D <sub>2</sub> ) lamp with integrated GLP chip
<b>Wavelength range</b>	190 - 500 nm
<b>Spectral bandwidth</b>	13 nm at H <sub>α</sub> line (FWHM)
<b>Wavelength accuracy</b>	± 3 nm
<b>Wavelength precision</b>	0.7 nm (ASTM E275-93)
<b>Noise</b>	± 20 µAU at 254 nm (ASTM E1657-98)
<b>Drift</b>	300 µAU/h at 254 nm (ASTM E1657-98)
<b>Linearity</b>	> 2.0 AU at 274 nm (ASTM E1657-98)
<b>Maximum data rate</b>	50 Hz (LAN)/20 Hz (Analog)/10 Hz (RS-232)
<b>Flow cell</b>	Flow cells are not included and must be ordered separately (see "Accessories")
<b>Time constants</b>	0.00 / 0.02 / 0.05 / 0.1 / 0.2 / 0.5 / 1.0 / 2.0 s
<b>Integration time</b>	Automatic



KNAUER offers various software control options:  
[www.knauer.net/softwarecontrol](http://www.knauer.net/softwarecontrol)

▶ For detector accessories  
 see p. 65



Further information:  
[www.knauer.net/en/prod/ADA00](http://www.knauer.net/en/prod/ADA00)

#### Communication

<b>Inputs</b>	Autozero, Start (IN), Error (either IN or OUT), 0 - 10 V Analog IN
<b>Outputs</b>	Error (either OUT or IN)
<b>Analog inputs</b>	Wavelength 0 - 10 V
<b>Analog outputs</b>	1 x ± 2.5 V scalable, 20 bit
<b>Control</b>	Front panel, Mobile Control, software, event control, analog, terminal protocol
<b>Interfaces</b>	LAN (RJ-45), RS-232 (SUB-D 9), multi-pin connector, analog (RCA cinch connector)

#### Technical parameters

<b>GLP</b>	Lamp operating hours
<b>Display</b>	LED
<b>Ambient conditions</b>	Temperature range: 4 - 40 °C, 39.2 - 104 °F, Humidity: below 90 % non condensing

#### General

<b>Power supply</b>	External: input 100 - 240 V, output 24 V DC, 60 W
<b>Dimensions</b>	121 x 129 x 187mm (W x H x D)
<b>Weight</b>	1.5 kg

### Ordering details:

#### Device

ADA00	AZURA® Detector UVD 2.1S with deuterium lamp without flow cell, incl. test cell
ADA05	AZURA® Detector UVD 2.1S Fiber Optics Version with deuterium lamp without flow cell

#### Accessories

A4061XB	10 mm path length, 10 µl, 1/16", 300 bar, stainless steel, with heat exchanger one sided inlet and outlet, classical KNAUER flow cell
A4042	3 mm path length, 2 µl, 1/16", stainless steel, classical KNAUER flow cell
A4045	3 mm path length, 2 µl, 1/16", 30 bar, biocompatible, classical KNAUER flow cell
A5193	Deuterium lamp, replacement for S2520, 10D, 40D, UVD 2.1S, UVD 2.1L, DAD 2.1L, MWD 2.1L



## AZURA® Detector RID 2.1L

The AZURA® RID 2.1L is a sensitive and competitively priced differential refractometer. It is universally applicable for detecting compounds with little or no UV activity such as alcohols, sugars, lipids or polymers. This instrument is designed for use in analytical HPLC (high performance liquid chromatography) as well as under certain conditions for GPC (gel permeation chromatography) applications.

The intelligently designed optical unit with advanced temperature control ensures high sensitivity, fast baseline stabilization, and excellent reproducibility. Furthermore, the long-life LED, highly pressure resistant flow cell, improved safety features and enhanced diagnostics functions guarantee easy handling and minimal maintenance. The wide linear dynamic range and 10 ml/min maximum flow rate make the AZURA® RID 2.1L the perfect choice for most laboratory tasks.



### Key features

- Temperature controlled optical unit
- Long-life LED
- Pressure resistant flow cell
- Made in Germany

### Specifications

Detection	
<b>Detector type</b>	Refractive index detector
<b>Version</b>	Analytical
<b>Light source</b>	Long-life LED
<b>Detection channels</b>	1
<b>Refractive index range</b>	1.00 - 1.75 RIU
<b>Noise</b>	± 2.5 nRIU
<b>Drift</b>	200 nRIU/h
<b>Linearity</b>	> 1000 µRIU
<b>Flow cell</b>	5 bar back pressure resistance flow cell included
<b>Max. flow rate</b>	10 ml/min (pure water)
<b>Flow cell volume</b>	15 µl (43 µl dispersion volume)
<b>Wetted materials</b>	Stainless steel / quartz / PTFE
<b>Temperature control</b>	OFF, 30 - 55 °C (1 °C increment)
<b>Time constants</b>	0.00 / 0.01 / 0.02 / 0.05 / 0.1 / 0.2 / 0.5 / 1.0 / 2.0 / 5.0 / 10.0 s
<b>Maximum data rate</b>	100 Hz (LAN)/20 Hz (Analog)
<b>Autozero</b>	Full range
<b>Leak sensor</b>	Yes (internal and external leak management)
Communication	
<b>Inputs</b>	Error (IN), Start (IN), Autozero, Flush (IN)
<b>Outputs</b>	Event 1, Start (OUT), Error (OUT), + 5 V, 24 V Valve
<b>Analog outputs</b>	1 x 0- 2.5 V scalable, 20 bit, offset adjustable
<b>Control</b>	Mobile Control, software, event control, analog, terminal protocol
<b>Interfaces</b>	2 x LAN (RJ-45, dual IP-stack), USB (service only), multi-pin connector, analog (cinch connector)
Technical parameters	
<b>GLP</b>	Detailed report including operating hours, light source operating hours
<b>Display</b>	Mobile Control (optional)
<b>Ambient conditions</b>	Temperature range: 4 - 40 °C, 39.2 - 104 °F, Humidity: below 90 % non condensing
General	
<b>Power supply</b>	100 - 240 V, 50 - 60 Hz, 65 W
<b>Dimensions</b>	361 x 158 x 523 mm (W x H x D)
<b>Weight</b>	10.8 kg
<b>Optional accessories</b>	Mobile Control



KNAUER offers various software control options:  
[www.knauer.net/softwarecontrol](http://www.knauer.net/softwarecontrol)



For detector accessories  
 see p. 65



Further information:  
[www.knauer.net/en/prod/ADD31](http://www.knauer.net/en/prod/ADD31)

### Ordering details:

Device	
ADD31	AZURA® Detector RID 2.1L analytical refractive index detector with flow cell
ADD38	AZURA® Detector RID 2.1L HighFlow preparative refractive index detector with flow cell and external pressure release valve, max. flow rate 100 ml/min

## Fluorescence Detector RF-20A/Axs

The fluorescence detector RF-20A/Axs provides world-class sensitivity, excellent maintainability and diverse validation / support functions. It supports a wide range of applications in the wavelength range of 200 to 650 nm (or 200 to 750 nm for RF-Axs) from conventional analysis to high-performance analysis. With a signal-to-noise ratio of 1200 for the water-Raman band, the fluorescence detector is well suited for trace analysis. The xenon lamp and flow cell are directly accessible on the device, thus allowing a quick and easy handling and maintenance of the device by the user, thereby minimizing downtime. The lamp life is 2000 hours. When replacing the xenon lamp, no positional adjustment is required



### Specifications

#### Detection

<b>Detector type</b>	Fluorescence detector
<b>Detection channels</b>	1 (for RF-20A) / 2 (for RF-20Axs)
<b>Number of signals</b>	1 (for RF-20A) / 2 (for RF-20Axs)
<b>Light source</b>	Xenon lamp; RF-20Axs: Low-pressure mercury lamp for wavelength accuracy check
<b>Wavelength range</b>	200-650 (RF-20A) / 200-750 (RF-20Axs)
<b>Spectral bandwidth</b>	20 nm
<b>Wavelength accuracy</b>	± 2 nm
<b>Wavelength precision</b>	± 0.2 nm, indicates the precision performance when the power is turned ON in the single wavelength mode and the wavelength is changed.
<b>Sensitivity</b>	Can be set at three levels: HIGH (x 1), MED (x 32), LOW (x 1024)
<b>Wetted materials</b>	SUS316L, PTFE (fluorocarbon polymers), quartz
<b>Flow cell volume</b>	12 µl
<b>Temperature control option</b>	Temperature controlled flow cell for RF-20Axs
<b>Time constants</b>	11 levels can be selected, equivalent to "no filter", 0.05, 0.1, 0.5, 1.0, 1.5, 2.0, 3.0, 6.0, 8.0 and 10.0 seconds
<b>Autozero</b>	Auto zero function, baseline shift function

#### Communication

<b>Gain</b>	Can be set at three levels: x 1, x 4, x 16
-------------	--

#### Technical parameters

<b>Ambient conditions</b>	Operating temperature: 4 to 35 °C, relative humidity: 20 to 85 % (non condensing)
---------------------------	---

#### General

<b>Power supply</b>	AC220-240 V, 400 VA, 50/60 Hz
<b>Dimensions</b>	260 x 210 x 420 mm (W x H x D)
<b>Weight</b>	16 kg (RF-20A) / 18 kg (RF-20Axs)

### Ordering details:

#### Device

A59200	Fluorescence detector RF-20 A 200 - 650 nm incl. accessories and flow cell
A59201	Fluorescence detector RF-20 Axs 200-750 nm, temperature control function, incl. accessories
A59203	Fluorescence detector RF-20 A with photomultiplier from 200 - 900 nm incl. accessories and flow cell
A59204	Fluorescence detector RF-20 Axs with photomultiplier from 200-900 nm, temperature control function, incl. accessories

#### Accessories

A59210	Xenon lamp for RF-20A/Axs fluorescence detector
A59211	Flow cell for Semi micro LC cell capacity 3 µl, supports temperature control (RF-20Axs only)
A59212	Inert flow cell for RF-20A/Axs, cell capacity 12 µl, contact materials: PEEK, PTFE

### Key features

- Pressure resistant flow cell



Further information:  
[www.knauer.net/en/prod/A59200](http://www.knauer.net/en/prod/A59200)



Further information:  
[www.knauer.net/en/prod/A59201](http://www.knauer.net/en/prod/A59201)

# Low-temperature evaporative light scattering detector Sedex 85LT/90LT/100LT/LC/FP

Evaporative Light Scattering Detection (ELSD) is a universal modern technology with which every analyte that is less volatile than the mobile phase can be detected. Using the unique Low Temperature technology, this detector allows the achievement very high sensitivity. The technology is gradient compatible and is independent of the absorption characteristics of the eluents. Compounds can be universally measured with this detector (carbohydrates, proteins, peptides, polymers, lipids, steroids, etc.), regardless of their fluorescence, absorption or refractive-index characteristics. Comprehensive SOP protocols for GLP conformity and validation procedures are available.



## Specifications (for Sedex 85 LT)

### Detection

Detector type	Light scattering detector
Detection channels	1
Light source	Selected high efficiency blue LED (470 nm), elapsed-time counter
Sensitivity	< 1 ng caffeine (LOD)
Maximum data rate	Digital: 100 Hz/Analog: 30 Hz

### Gas requirements

Gas	Nitrogen or air (Nitrogen preferred)
Gas flow rate	< 3 l/min
Gas inlet pressure	3.5 bar
HPLC flow rate	HPLC nebulizer: 0.2 - 2.5 ml/min (other nebulizers for different flow rates and applications available upon request)
Maintenance	Easily accessible from the front for cleaning

### Heated zone

Temperature range	Ambient to 100 °C
-------------------	-------------------

### Communication

Gain	1 to 12 - factor 2 <sup>11</sup> (2048)
Filter	Moving average (0 - 10 s)
Analog outputs	0 - 1 V
Analog control input	Contact closure, TTL for ready, autozero, power down
Control	RS-232
Power-down methods	Shut-off: gas, LED, heating and/or PMT cleaning mode

### Technical parameters


Display	LCD and keypad
---------	----------------

### General

Power supply	230 V/50 Hz, 1.7 A - 115 V/60 Hz, 1.8 A
Dimensions	250 mm x 480 mm x 550 mm (W x H x D)
Weight	16 kg

### Key features

- Long-life LED
- Attractively priced
- Wide application range
- Large choice of nebulizers

 KNAUER offers various software control options:  
[www.knauer.net/softwarecontrol](http://www.knauer.net/softwarecontrol)



Further information:  
[www.knauer.net/en/prod/A0754-1](http://www.knauer.net/en/prod/A0754-1)



**Note:** This product is only available in Germany.

## Ordering details:

### Device

A0754-1	Sensitive Light scattering detector ELSD 85LT for univ. detection 0.2 - 2.5 ml/min, 100 Hz including accessories
A0754-3	High sensitive ELSD 90LT for univ. detection for HPLC and UHPLC, low temp. technology, supports high data rates
A0754-5	Light scattering detector ELSD SEDEX LC for univ. detection 200 µl/min - 2 ml/min
A0754-6	Ultra high sensitive light scattering detector ELSD SEDEX 100LT for univ. detection 200 µl/min - 2 ml/min 100 Hz including accessories, SAGA
A0754-152	ELSD SEDEX FP, 100 µl/min - 5 ml/min

**Accessories**

A1783-4	Sedex Driver for Chromeleon 7.2; For Sedex 85LT / 90LT; Instrument Controller Class 3 necessary
A1783-5	Sedex Driver for Chromeleon 7.2; For Sedex FP / LC / 100LT; Instrument Controller Class 3 necessary
A2618-12	OpenLab® CDS EZChrom Edition driver for Sedex 80LT, 85LT, 90LT from Sedere
A2618-13	OpenLab® CDS EZChrom Edition driver for Sedex FP, LC, 100LT from Sedere
A2628-1	OpenLab® CDS driver for Sedex 80LT, 85LT, 90LT from Sedere
A2628-2	OpenLab® CDS driver for Sedex FP, LC, 100LT from Sedere

# High Sensitive Conductivity Detector for Ion Chromatography CDD 10-Avp

The CDD-10-AVP is a highly sensitive conductivity detector applicable to ion chromatography or organic acid analysis. Low noise, low drift and wide dynamic range assure proven performance of the CDD-10-AVP detector. A special features is the VP key for validation.

Flow cell 0.25 µl included.



## Specifications

### Detection

<b>Detector type</b>	Conductivity detector
<b>Detection channels</b>	1
<b>Measurement range</b>	0.01 - 52000 µS/cm
<b>Noise</b>	< 4 nS/cm
<b>Drift</b>	< 25 nS/cm per hour
<b>Flow cell volume</b>	0.25 µl
<b>Time constants</b>	0.05, 0.1, 0.5, 1.0, 1.5, 2.0, 3.0, 6.0, 8.0, 10.0 s



Further information:  
[www.knauer.net/en/prod/A1252-1](http://www.knauer.net/en/prod/A1252-1)

### Communication

<b>Outputs</b>	10 mV recorder terminal, integrator
----------------	-------------------------------------

## Ordering details:

### Device

A1252-1	Conductivity detector CDD-10 Avp with flow cell 0.25 µl
---------	---

### Accessories

AZB00XA	AZURA® Interface Box IFU 2.1 LAN, A/D converter, 4 channels
---------	---

## Conductivity monitor mikron 81

The mikron 81 is a reliable in-line conductivity monitor with a very low footprint and measures with a high linearity in the range from 0.002 to 500 mS/cm. Its cutting edge temperature sensor technology enables highly precise automated temperature correction of the conductivity measurement. The intelligent flow cell design allows for a broad flow rate regime from microliter to lower liter per minute scale. It comes pre-calibrated and ready-to-use with all accessories needed.



### Common applications

- Monitoring salt gradients in FPLC systems
- Cleaning-in-place monitoring in process plants and skids
- Value-based triggering within a flow system
- Upscaling (eg. from 1 ml/min to 1 l/min)
- Ask our support (support@knauer.net) for driver scripts to work without CDS



Further information:  
[www.knauer.net/en/prod/ADG61](http://www.knauer.net/en/prod/ADG61)

### Order recommendation

ADG61GD is the ideal choice for low flow applications with ion-sensitive components in the system. It is optimized for monitoring a wide range of conductivity values from 10  $\mu$ S/cm to 500 mS/cm in a small measurement volume.

ADG61GE is the ideal choice for FPLC applications with high flow and highly viscous solutions. It is designed to monitor conductivity values in the range of 2  $\mu$ S/cm to 100 mS/cm at low back pressure.

### Scope of delivery

ADG61GD and ADG61GE, respectively comes with:

- Mounting bracket incl. screws for installation to an AZURA L module (ADG6101)
- 3 m cable for direct connection to a USB-A port of a PC (part of ADG6102)
- User manual in four languages (EN, GE, FR, ES) (part of ADG6102)
- Fittings and ferrules to connect either 1/16" or 1/8" OD tubing (FZG10)

### Specifications

	ADG61GD	ADG61GE
<b>Flow cell</b>		
<b>Flow cell type</b>	Conductivity flow cell	Conductivity flow cell
<b>Biocompatible</b>	Yes	Yes
<b>Body material</b>	Titanium	Titanium
<b>Capillary connection</b>	UNF 1/4-28, flat bottom	UNF 1/4-28, flat bottom
<b>Wetted materials</b>	Titanium, PEEK	Titanium, PEEK
<b>Flow cell volume</b>	11 $\mu$ l	53 $\mu$ l
<b>Max. flow rate</b>	100 ml/min (recommended)	1000 ml/min (recommended)
<b>Maximum pressure</b>	Max. 171 bar (depending on utilized ferrule and fitting)	Max. 171 bar (depending on utilized ferrule and fitting)
<b>Back pressure</b>	< 0.1 bar at 100 ml/min, ~1 bar at 500 ml/min (water, room temperature)	< 0.1 bar at 1000 ml/min (water, room temperature)
<b>Note</b>	Colour code: blue (50 $\text{cm}^{-1}$ nominal cell constant)	Colour code: orange (10 $\text{cm}^{-1}$ nominal cell constant)
<b>Detection</b>		
<b>Detector type</b>	Conductivity monitor	Conductivity monitor
<b>Sensor</b>	Conductivity and temperature	Conductivity and temperature
<b>Measurement accuracy</b>	Conductivity: $\pm 2\%$ or $\pm 2$ mS/cm (whatever is greater) Temperature: $\pm 0.2$ $^{\circ}$ C	Conductivity: $\pm 2\%$ or $\pm 1$ mS/cm (whatever is greater) Temperature: $\pm 0.2$ $^{\circ}$ C
<b>Measurement precision</b>	Conductivity: $\pm 0.2\%$ or $\pm 0.2$ mS/cm (whatever is greater) Temperature: $\pm 0.1$ $^{\circ}$ C (determined for 1-250 mS/cm)	Conductivity: $\pm 0.2\%$ or $\pm 0.1$ mS/cm (whatever is greater) Temperature: $\pm 0.1$ $^{\circ}$ C (determined for 1 - 250 mS/cm)
<b>Measurement range</b>	0.010 - 300 mS/cm (linear), 0.010 - 500 mS/cm (display)	0.002 - 100 mS/cm (linear), 0.002 - 100 mS/cm (display)
<b>Linearity</b>	< 2% full scale value (0.010 - 500 mS/cm)	< 2% full scale value (0.002 - 100 mS/cm)
<b>Maximum data rate</b>	Conductivity: 10 Hz (variable in 1 Hz steps) Temperature: 1 Hz (fixed)	Conductivity: 10 Hz (variable in 1 Hz steps) Temperature: 1 Hz (fixed)

### Communication

Digital inputs	Via hyperterminal
Digital outputs	Via hyperterminal
Digital control and output	Via PurityChrom or ClarityChrom

### Technical parameters

Special features	Free of charge calibration software
GLP	Serial number Firmware version Number of switching cycles Operating hours Date of last maintenance by customer service Date of last validity check
Conformity	CE, UKCA For wetted parts: EN 10204-3.1, USP Class VI, ADI-free
Display	None
Ambient conditions	Operating temperature: 3 - 45°C, 37.4 - 113°F Relative humidity: 0 - 90 %, non condensing

### General

Power supply	Max. 5 V via USB connection (max. 500 mA, max. 2.5 W power uptake)
Dimensions	32 x 83 mm (Diameter x Length)
Weight	95 g (monitor + flow cell)

### Other

Optional accessories	Adapters to connect 3/16" or 1/4" OD tubing
----------------------	---

### Ordering details:

#### Device

ADG61GD	Conductivity monitor mikron 81 with biocompatible flow cell for up to 100 ml/min
ADG61GE	Conductivity monitor mikron 81 with biocompatible flow cell for up to 1000 ml/min
ADG61	Conductivity monitor mikron 81 main unit without flow cell

#### Accessories and spare parts

ADG6102	Supplement for mikron 81 including hexagon socket key, USB-C-USB-A cable (3 m) and operation manual
ADG6102	Gasket for mikron 81 for liquid-tight connection of monitor unit and flow cell
AMN90	Biocompatible flow cell for mikron 81 for up to 100 ml/min
AMO90	Biocompatible flow cell for mikron 81 for up to for up to 1000 ml/min

# AZURA® pH Monitor pH 2.1S



The AZURA pH 2.1S is a reliable pH monitor which is usually utilized in FPLC to follow buffer gradients.

Please combine an external flow cell according to the systems tubing and flow rate. The flow cell needs to be ordered separately.

## Specifications



Further information:  
[www.knauer.net/en/prod/ADG31](http://www.knauer.net/en/prod/ADG31)

### Flow cell

<b>Flow cell type</b>	External pH flow cell
<b>Biocompatible</b>	Yes
<b>Connection of flow cell</b>	1/4-28 UNF or 5/16-24 UNF dependent on flow cell
<b>Capillary connection</b>	1/16", 1/8" and 3/16" dependent on flow cell
<b>Wetted materials</b>	PEEK

### Detection

<b>Detector type</b>	pH monitor
<b>Measurement accuracy</b>	± 0.5 pH (within 4 - 25°C)
<b>Measurement precision</b>	± 0.2 pH (within 4 - 25 °C)
<b>Measurement range</b>	2 - 12
<b>Maximum data rate</b>	5 Hz
<b>Supported electrodes</b>	All pH electrodes with BNC connector and a voltage output of maximal ± 500 mV

### Communication

<b>Digital outputs</b>	LAN; RS-232
------------------------	-------------

### Technical parameters

<b>GLP</b>	Electronic serial number
<b>Display</b>	LCD, 2 x 8 characters
<b>Ambient conditions</b>	Operating temperature: 4 - 40°C, 39.2 - 104 °F Relative humidity: below 90 %, non condensing

### General

<b>Power supply</b>	100 - 240 V, 50 - 60 Hz, max. 20 W
<b>Dimensions</b>	121 x 129 x 187 mm (W x H x D)
<b>Weight</b>	3.2 kg

## Ordering details:

### Device

ADG31	AZURA® pH Monitor pH 2.1S
-------	---------------------------

### Accessories

A9854-3	Mounting bracket AZURA® L for AZURA® Valve Unifier VU 4.1, AZURA® Conductivity monitor CM 2.1S, AZURA® Degasser DG 2.1S or AZURA® UV detector UVD 2.1S on AZURA® L devices
---------	--

A70091-2	Flow cell for pH monitor pH 2.1S and conductivity monitor CM 2.1S
----------	---


A70091-3	Flow cell for pH monitor pH 2.1S and conductivity monitor CM 2.1S
----------	---

A9854-1	Mounting bracket AZURA® L Bio for manual KNAUER injection valve, pH-flow cell and a prepacked column
---------	--



## Fraction Collector LABOCOL Vario-4000

The LABOCOL Vario-4000 fraction collectors are characterized by their high robustness and optimal ratio of dimensions/benefit. The user is not limited to given rack types. The rack layout can be designed according to individual needs. Freely define the number of fraction vessels and their position. The wide application area make the Vario-4000 series ideal for use in research and development as well as in production. The Vario-4000 models differ in the base area and the flow rate range.



### Specifications

#### Fraction collection

<b>Brand</b>	LABOCOL Vario-4000		
<b>Max. flow rate</b>	100 ml/min for 1/16"; 500 ml/min for 1/8"		
<b>Fraction capacity</b>	consider list of racks in accessories below		
<b>Wetted materials</b>	Stainless steel, PEEK and PTFE		
<b>Number of racks</b>	3 (Vario-4000) / 5 (Vario-4000 Plus)		
<b>Capillary connection</b>	1/16": 100 ml/min 1/8": 500 ml/min 1/4": 1000 ml/min		



KNAUER offers various software control options:

[www.knauer.net/softwarecontrol](http://www.knauer.net/softwarecontrol)



For purification accessories see p. 74



Further information:

[www.knauer.net/en/prod/A591022](http://www.knauer.net/en/prod/A591022)

#### Communication

<b>Control</b>	LAN, RS-232		
----------------	-------------	--	--

#### Technical parameters

<b>Ambient conditions</b>	0 - 40 °C, 32 - 104 °F		
---------------------------	------------------------	--	--

#### General

<b>Power supply</b>	100 - 240 VAC, 50 - 60 Hz, max. 2.5 A			
<b>Dimensions</b>	Vario-4000	30 x 50 cm (WxD)	Max. floor space	
	Vario-4000 Plus	46 x 50 cm (WxD)	Vario-4000	24 x 41 cm (WxD)
		min. H *: 52 cm	Vario-4000 Plus	40 x 41 cm (WxD)
		max. H *: 67 cm		
<b>Weight</b>	8 kg (Vario-4000) / 10 kg (Vario-4000 Plus)			

\* with touch panel

### Ordering details:

#### Device

A591022	Fraction collector LABOCOL Vario-4000, for 1/16" or 1/8" tubing
A591024	Fraction collector LABOCOL Vario-4000, for 1/4" tubing
A591023	Fraction collector LABOCOL Vario-4000 Plus, for 1/16" or 1/8" tubing
A591026	Fraction collector LABOCOL Vario-4000 Plus, for 1/4" tubing

#### Accessories

A591029	Touchpanel for LABOCOL Vario-4000/Vario-4000 Plus
A5910221	Enclosure for LABOCOL Vario-4000/Vario-4000 Plus, customized dimensions, made of acrylic glass, 2x front doors, hole cut-outs on rear side for point suction and cable feed-through
A59130	Rack standard for 80 tubes 18 mm/max. 36 ml/ 15 ml Falcons for LABOCOL Vario-4000/Vario-4000 Plus
A59131	Rack micro for 125 tubes 10.5 mm/max. 9 ml for LABOCOL Vario-4000/Vario-4000 Plus
A59132	Rack prep for 20 tubes 36 mm/max. 140 or 240 ml for LABOCOL Vario-4000/Vario-4000 Plus
A59133	Rack semiprep for 39 tubes 26 mm/max 80 ml for LABOCOL Vario-4000/Vario-4000 Plus
A59134	Rack for 24 Falcon® tubes of 50 ml for LABOCOL Vario-4000/Vario-4000 Plus
A20521	Micro test tubes, 9 ml, 100 pcs, L 150 mm, OD 10.5 mm for rack A59131
A20522	Preparative tubes, 25 pcs, L 284 mm x OD 36 mm, V 240 ml for rack A59132

## Fraction Collector Foxy® R1 / R2

The Foxy® R1 fraction collector can be adapted to a broad spectrum of applications. Fractions can be collected into 96 well microplates, standard tube sizes, and bottles. For essentially unlimited volumes, funnel racks can direct fluids to any collection vessel or downstream process.

### Specifications

#### Fraction collection

<b>Brand</b>	Foxy R1
<b>Fractionation modes</b>	Drop counting, time intervals, volume intervals, level
<b>Max. flow rate</b>	25 ml/min or 125 ml/min
<b>Fraction capacity</b>	Consider list of racks in accessories below
<b>Diverter valve</b>	Drop former (NC): 110 µl waste (NO): 130 µl
<b>Wetted materials</b>	Valve: PEEK and perfluoroelastomer (FFKM), Supplied ferrules: ETFE, Supplied valve tubing: PTFE, supplied drain tubing: vinyl
<b>Fractionation control</b>	operator: front panel control via touch screen LCD integrated systems: direct communication via Ethernet (TCP/IP) and RS-232 serial communications
<b>Maximum test tube height</b>	160 mm
<b>RFID rack recognition</b>	No
<b>Number of racks</b>	1
<b>Capillary connection</b>	1/16": 25 ml/min 1/8": 125 ml/min 1/4": 1000 ml/min (Foxy R2 only)

#### Communication

<b>Control</b>	LAN, RS-232
----------------	-------------

#### Technical parameters

<b>Conformity</b>	CE, CSA
<b>Display</b>	Touch screen LCD displays
<b>Ambient conditions</b>	0 - 40 °C, 32 - 104 °F

#### General

<b>Power supply</b>	100 - 240 V AC, 50 - 60 Hz, max. 1 A
<b>Dimensions</b>	R1: 311 x 330 x 355 mm (W x D x H) R2 1/8": 311 x 533 x 378 mm (W x D x H) R2 1/4": 311 x 533 x 394 mm (W x D x H)
<b>Weight</b>	R1: 7.1 kg R2 1/8": 10.3 kg R2 1/4": 10.4 kg

### Ordering details:

#### Device

A59100	Fraction collector Foxy® R1 for 1/16" or 1/8" tubing
A59102	Fraction collector Foxy® R2 for 1/16" or 1/8" tubing
A591021	Fraction collector Foxy® R2 for 1/4" tubing



KNAUER offers various software control options:

[www.knauer.net/softwarecontrol](http://www.knauer.net/softwarecontrol)



For purification accessories see p. 74



Further information:

[www.knauer.net/en/prod/A59100](http://www.knauer.net/en/prod/A59100)

**Accessories**

A59122	Cooling option for Foxy® R1 with cooling hood, cooling plate and accessories
A59117	Cooling rack for 144 tubes 1.5 ml for Foxy® R1*
A59118	Cooling rack for 72 Falcons 15 ml for Foxy® R1*
A59119	Cooling rack for 96-Well Microplates for Foxy® R1*
A59105	Rack for 100 vials 16 mm/max. 20 ml for Foxy® R1/R2
A59104	Rack for 144 vials 13 mm/max. 9 ml for Foxy® R1/R2
A59111	Rack for 2 microwell plates 96 well for Foxy® R1/R2
A59114	Rack for 2 x 9 bottles 480 ml for Foxy® R2 (not suitable for Foxy® R1, bottles too tall)
A59110	Rack for 36 Falcon 50 ml for Foxy® R1/R2
A59108	Rack for 36 vials 25 mm/max. 70 ml for Foxy® R1/R2
A59107	Rack for 60 tubes 1.5 ml for Foxy® R1/R2
A59106	Rack for 72 Falcons 15 ml for Foxy® R1/R2
A59109	Rack with 36 funnels with vinyl tubing for Foxy® R1/R2
A591092	Scintillation rack for 36 vials 28 mm for Foxy® R1/R2
A70055	Thermostatting unit -20 to 40 °C
A70050	Thermostatting unit -40 to 200 °C

\* for Foxy R1 with cooling option

# Fraction Collector FC 6.1

COMING  
SOON

The new FC 6.1 is a small, versatile fraction collector designed for FPLC and HPLC applications. It can be used for flow rates from 0.1 - 250 ml/min. With its easy-to-change drop formers, the FC 6.1 can be quickly equipped for biocompatibility. It offers space for a main rack and a small side rack, which are accessible from three sides and the top. Thanks to height adjustability, fractionation in bottles up to 1l is also possible. The FC 6.1 can be placed on the KNAUER AZURA® devices and is supported in PurityChrom® 6, Mobile Control and ClarityChrom.



## Specifications

### Fraction collection

<b>Brand</b>	FC 6.1
<b>Fractionation modes</b>	Drop counting, time intervals, volume intervals, level
<b>Max. flow rate</b>	50 ml/min or 250 ml/min
<b>Diverter valve volume</b>	Consider list of racks in accessories below
<b>Diverter valve</b>	Diverter valve: 38 µl Drop Former: 10 µl
<b>Wetted materials</b>	Valve: PEEK and EPDM Supplied ferules: ETFE Supplied valve and drain tubing: ETFE or FEP
<b>Number of racks</b>	1 main rack (1 side rack for 250 ml bottles possible)
<b>Capillary connection</b>	1/16": 50 ml/min 1/8": 250 ml/min



KNAUER offers various software control options:

[www.knauer.net/softwarecontrol](http://www.knauer.net/softwarecontrol)



For purification accessories see p. 74

### Communication

<b>Control</b>	LAN
----------------	-----

### Technical parameters

<b>Conformity</b>	CE, CSA
<b>Ambient conditions</b>	-

### General

<b>Power supply</b>	100 - 240 V AC, 50 - 60 Hz, max. 1.4 A
<b>Dimensions</b>	Width/Depth: 34 x 42 cm Min. height (without tubing): 35 cm
<b>Weight</b>	5.1 kg

## Ordering details:

### Device

AFA00	Fraction collector FC 6.1 for 1/16" or 1/8" tubing
-------	--

### Accessories

AXXXX*	Rack for 3 well plates for FC 6.1
AXXXX*	Rack for 165 tubes, 1.5/2 ml
AXXXX*	Rack for 99 Falcons, 15 ml
AXXXX*	Rack for 30 Falcons, 50ml

\* X= 0-9, A-Z or blank

## AZURA® Degasser DG 2.1S

Dissolved gases in the solvent can cause bubbles in the flow path of pumps and detectors. Reliable chromatographic separation therefore requires degassing of the solvent. The small analytical 2-channel degasser DG 2.1S is equipped with two degassing chambers and can thus degas two solvents simultaneously.



### Specifications

#### Degasser module

Degasser channels	2
Max. flow rate/channel	10 ml/min
Recommended flow rate/channel	2.8 ml/min
Degassing method	Gas permeation through a fluoropolymere membrane
Degassing chamber volume	285 µl
Solvent applicability	Universal, except hydrochloric acid, halogenated hydrocarbons, hexafluoro isopropanol (HFIP)
Wetted materials	PTFE, PPS, PEEK, Systec AF™
Pressure decline	1.37 mm (Hg/ml/min)
Maximum pressure stability	70 psi



KNAUER offers various software control options:  
[www.knauer.net/softwarecontrol](http://www.knauer.net/softwarecontrol)



Further information:  
[www.knauer.net/en/prod/AZE02](http://www.knauer.net/en/prod/AZE02)

#### Technical parameters

Display	1 LED
Ambient conditions	Temperature range: 4 - 40 °C, 39.2 - 104 °F Relative humidity: below 90 %, non-condensing

#### General

Power supply	85 - 265 V, 50 - 60 Hz, 20 W
Dimensions	121 x 138 x 190 mm (W x H x D)
Weight	2.3 kg
Connector	1/4"-28 UNF female port

### Feature overview

Order no.	Degasser type	Channels	Max. flow rate	Chamber volume
AZE02	analytical	2	10 ml/min (recommended 2 ml/min)	285 µl per channel
AZE03-1	analytical	4	10 ml/min (recommended 2 ml/min)	285 µl per channel
A5335	analytical, for GPC	2	10 ml/min (recommended 3 ml/min)	480 µl per channel
A5328	semi-preparative	2	30 ml/min (recommended 15 ml/min)	5.3 ml per channel
AZE02-1	preparative	2	200 ml/min (recommended 75 ml/min)	23 ml per channel
AZE03	preparative	4	200 ml/min (recommended 75 ml/min)	23 ml per channel

### Ordering details:

#### Device

AZE02	Biocompatible 2 channel degasser
AZE03-1	Analytical 4 channel degasser, biocompatible
A5335	Analytical 2 channel GPC degasser
A5328	Semi-preparative 2 channel degasser
AZE02-1	Preparative 2 channel degasser, biocompatible
AZE03	Preparative 4 channel degasser, biocompatible

# AZURA® Valve Unifier VU 4.1

The valve drive AZURA® Valve Unifier VU 4.1 enables automatic valve switching. Due to its low switching time, the flow path is blocked only for a very short time, and pressure peaks are reduced to a minimum. Valves are identified via RFID technology, which guarantees an easy valve exchange of KNAUER valves. An additional feature is the easy monitoring of GLP data, which simplifies maintenance such as the exchange of a rotor seal. The display enables user-friendly standalone operation. In addition, the valve drive can be operated with software as well with an optional touch display (Mobile Control), via LAN or analog input/output, by which it can be integrated into nearly every LC system.



## Specifications

Communication	
<b>Interfaces</b>	LAN, display, terminal strip
<b>Control</b>	Display, software, event control
<b>Inputs</b>	Binary control; Home, Backward/Inject, Forward/Load, Start (IN)
<b>Outputs</b>	Trigger out, Event
General	
<b>Power supply</b>	External DC 24 V, 65 W
<b>Dimensions</b>	80 x 123 x 192 mm (W x H x D)
<b>Weight</b>	1.9 kg
<b>Ambient conditions</b>	Temperature range: 4 - 40 °C; 39.2 - 104 °F below 90 % humidity (non condensing)

### Key features

- One valve drive for all valves
- Ultra fast switching cycle
- Easy maintenance
- Compact
- Multiple interfaces and drivers available



KNAUER offers various software control options:  
[www.knauer.net/softwarecontrol](http://www.knauer.net/softwarecontrol)



For valve accessories  
see p. 69



Further information:  
[www.knauer.net/en/prod/AWA01XA](http://www.knauer.net/en/prod/AWA01XA)



Further information:  
[www.knauer.net/valves](http://www.knauer.net/valves)



Valve drive VU 4.1 (AWA01XA) with 6 port 2-position valve (AVC28AC)



AVS34CE

AVN94CE

AVR38AC

AVC38AC

AVS62CE

## Ordering details:

### Device

AWA01XA VU 4.1 valve drive for V 4.1 valves

### Accessories

A9854-3 Mounting bracket AZURA® L for AZURA® Valve Unifier VU 4.1 (both-sided) or AZURA® UVD 2.1S and AZURA® CM 2.1S (left-sided on AZURA® L)

A9854-4 Double Mounting bracket AZURA® L for two AZURA® Valve Unifier VU 4.1 (both-sided)

## Valves for Valve Unifier VU 4.1



AVJ26AE



AVG24CE



AVK25AE



AVJ36AE

### Manual valves\*

Ports	Stator material	Rotor material	Max. pressure [bar]	Bore size [mm]	Capillary connection	Order number
6	SST DLC <sup>1</sup>	POM	100	0.75	1/16" (UNF 10-32)	AVJ23AF
6	SST DLC <sup>1</sup>	PEEK	500	0.75	1/16" (UNF 10-32)	AVJ26AE
6	SST DLC <sup>1</sup>	Vespel®	1200	0.3	1/16" (UNF 10-32)	AVI28AC
6	PEEK	PEEK	240	0.75	1/16" (UNF 10-32)	AVG24CE
6	SST DLC <sup>1</sup>	PEEK	300	1.5	1/8" (UNF 1/4-28, coned)	AVK25AE
6	PEEK	PEEK	100	2.0	1/8" (UNF 1/4-28, coned)	AVL23CE
8	SST DLC	PEEK	500	0.75	1/16" (UNF 10-32)	AVJ36AE
8	SST DLC <sup>1</sup>	Vespel®	1200	0.3	1/16" (UNF 10-32)	AVI38AC

\* The mounting bracket A9853 is required to mount the manual valves to an AZURA® L device.


<sup>1</sup> Stainless steel coated with diamond-like carbon



AVD26AE



AVD24CE



AVD36AE



AVF32CE

### 2-position valves

Ports	Stator material	Rotor material	Max. pressure [bar]	Bore size [mm]	Capillary connection	Order number
6	SST DLC <sup>1</sup>	POM	100	0.75	1/16" (UNF 10-32)	AVD23AF
6	SST DLC <sup>1</sup>	PEEK	500	0.75	1/16" (UNF 10-32)	AVD26AE
6	SST DLC <sup>1</sup>	PEEK	500	0.75	1/16" (UNF 10-32)	AVD26AH*
6	SST DLC <sup>1</sup>	Vespel®	1200	0.3	1/16" (UNF 10-32)	AVC28AC
6	PEEK	PEEK	240	0.75	1/16" (UNF 10-32)	AVD24CE
6	SST DLC <sup>1</sup>	PEEK	300	1.5	1/8" (UNF 1/4-28, coned)	AVE25AE
6	SST DLC <sup>1</sup>	PEEK	300	1.5	1/8" (UNF 1/4-28, coned)	AVE25AI**
6	PEEK	PEEK	100	2.0	1/8" (UNF 1/4-28, coned)	AVF23CE
8	SST DLC <sup>1</sup>	PEEK	500	0.75	1/16" (UNF 10-32)	AVD36AE
8	SST DLC <sup>1</sup>	Vespel®	1200	0.3	1/16" (UNF 10-32)	AVC38AC
8	PEEK	PEEK	50	2.0	1/8" (UNF 1/4-28, coned)	AVF32CE
10	SST DLC <sup>1</sup>	Vespel®	1200	0.3	1/16" (UNF 10-32)	AVC48AC

\* Break-free valve design.

\*\*Special version of AVE25AE with 2-channel rotor seal instead of 3 channels.

<sup>1</sup> Stainless steel coated with diamond-like carbon




AVT84AH



AVS26AE




AVS62CE



AVU32CE

## Multiposition valves

Ports	Stator material	Rotor material	Max. pressure [bar]	Bore size [mm]	Capillary connection	Order number
2	SST DLC <sup>1</sup>	PEEK	300	0.75	1/16" (UNF 10-32)	AVS85AH*
2	SST DLC <sup>1</sup>	PEEK	200	1.5	1/8" (UNF 1/4-28 coned)	AVT84AH*
6	SST DLC <sup>1</sup>	POM	100	0.75	1/16" (UNF 10-32)	AVS23AF
6	SST DLC <sup>1</sup>	PEEK	500	0.75	1/16" (UNF 10-32)	AVS26AE
6	SST DLC <sup>1</sup>	Vespel	1200	0.3	1/16" (UNF 10-32)	AVR28AC
6	SST DLC <sup>1</sup>	PEEK	300	1.5	1/8" (UNF 1/4-28 coned)	AVT25AE
8	SST DLC <sup>1</sup>	PEEK	300	0.75	1/16" (UNF 10-32)	AVS35AE
8	SST DLC <sup>1</sup>	PEEK	500	0.75	1/16" (UNF 10-32)	AVS36AE
8	SST DLC <sup>1</sup>	Vespel	1200	0.3	1/16" (UNF 10-32)	AVR38AC
8	PEEK	PEEK	240	0.75	1/16" (UNF 10-32)	AVS34CH* 
8	PEEK	PEEK	240	0.75	1/16" (UNF 10-32)	AVS34CE
8	SST DLC <sup>1</sup>	PEEK	300	0.75	1/16" (UNF 10-32)	AVS35AH*
8	SST DLC <sup>1</sup>	PEEK	200	1.5	1/8" (UNF 1/4-28 coned)	AVT34AE
8	SST DLC <sup>1</sup>	PEEK	200	1.5	1/8" (UNF 1/4-28 coned)	AVT34AH*
8	PEEK	PEEK	50	2.0	1/8" (UNF 1/4-28, flat-bottom)	AVU32GE
8	PEEK	PEEK	50	2.0	1/8" (UNF 1/4-28 coned)	AVU32CE
12	SST DLC <sup>1</sup>	PEEK	100	1.5	1/8" (UNF 1/4-28 coned)	AVT53AE
12	PEEK	PEEK	100	1.5	1/8" (UNF 1/4-28 coned)	AVT53CE
16	SST DLC <sup>1</sup>	POM	100	0.75	1/16" (UNF 10-32)	AVQ63AF
16	SST DLC <sup>1</sup>	PEEK	500	0.6	1/16" (UNF 10-32)	AVQ66AE
16	PEEK	PEEK	50	0.75	1/16" (UNF 10-32)	AVS62CE
16	PEEK	PEEK	150	0.75	1/16" (UNF 10-32)	AVS63CE

<sup>1</sup> Stainless steel coated with diamond-like carbon


\* Break-free valve design



AVN94CE



AVN96AE



AVZ52CE



AVM48AC

## Special purpose valves\*

Valves	Capillary connection	Max. pressure [bar]	Bore size [mm]	Order number
Multi-injection valve, biocompatible. Allows manual and automated sample loading as well as direct injection.	1/16" (UNF 10-32)	240	0.75	AVN94CE
Multi-injection valve, stainless steel. Allows manual and automated sample loading as well as direct injection.	1/16" (UNF 10-32)	500	0.75	AVN96AE
Column selection valve, biocompatible. Allows switching of up to 5 columns incl. bypass and reverse flow option.	1/16" (UNF 10-32)	50	0.4	AVZ52CE
Column selection valve for high pressure applications. Can be used for up to 4 columns and bypass.	1/16" (UNF 10-32)	1200	0.2	AVM48AC

\* For detailed information please check our website: [www.knauer.net/valves](http://www.knauer.net/valves)



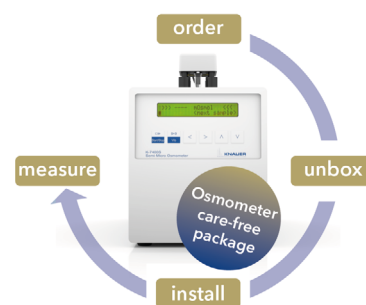
## K-7400S Semi-Micro Osmometer

KNAUER is the pioneer in the field of osmometry and known for its reliable and user friendly instruments for many decades.

Our freezing point osmometer K-7400S allows the easy and fast determination of the osmolality of various aqueous solutions. Also, the freezing point depression of the samples can be read. The proven technology of freezing point determination in combination with the robust and intelligent design of the device allows reproducible measurements.

The instrument is equipped with a peltier cooler and an integrated microprocessor controlling the automated measurement. The freezing point osmometer is a standalone device that optionally can be equipped with a printer. Furthermore, the device can be controlled via the EuroOsmo 7400 software. The software automatically plots the temperature curve for each measurement and calibration and allows saving of the measured values. In addition, the data can optionally be exported into various file formats for archival storage.

The measurement specifications of the KNAUER Semi-Micro Osmometer K-7400S comply with the European Pharmacopoeia for osmolality (Ph. Eur. 2.2.35, 10/2021) in the pharmaceutically relevant range of 0-400 mOsmol/kg.



### Key features

- Made in Germany
- 60 years experience
- Fast measurements

For more osmometry accessories and standards see p. 73

### Specifications

#### Technical parameters

Sample volume	50 - 150 µl
Osmolality range	0 - 2000 mOsmol/kg
Resolution	Osmolality: integer value without decimal part, e.g. 850 mOsmol Temperature: value with three digits, e.g. -1.576 °C
Test time	~ 2 min
Precision	SD ≤ 4 mOsmol/kg [0 - 400 mOsmol/kg] RSD ≤ 1 % [400 - 2000 mOsmol/kg]
Linearity	± 1 % [0 - 1500 mOsmol/kg] ± 1.5 % [0 - 2000 mOsmol/kg]
Calibration	Two-point calibration (0 mOsmol/kg and one freely selectable osmolality) Optional: Three-point calibration (0 Osmol/kg and two freely selectable osmolalities)



Further information:  
[www.knauer.net/osmometry](http://www.knauer.net/osmometry)

#### General

Power supply	100 - 240 V, 50 - 60 Hz, 70 W
Dimensions	160 x 182 x 340 mm (W x H x D)
Weight	5.3 kg
Ambient conditions	Temperature range: 10 - 35 °C Relative humidity: 20 - 80 % (non-condensing)

#### Communication

Interfaces	RS-232 port
Control	Keypad (LED display, 2 rows with 24 characters) optional: EuroOsmo7400 Software

### Ordering details:

#### Device

A0006AC Osmometer for the determination of osmolality or freezing point of aqueous solutions, including calibration standards (400 & 850 mOsmol/kg) and sample tubes (500 pcs.)

#### Accessories

A0840-2 Measuring head for plastic sample tubes; compatible with the K-7400 and the K-7400S Semi-Micro Osmometer  
 A3705 EuroOsmo 7400 - software for K-7400 and K-7400S osmometers  
 A3711 Plain paper printer for freezing point osmometer K-7400 and K-7400S  
 A13270 Barcode Scanner with USB cable, for EuroOsmo 7400  
 A0272 500 pack of plastic sample tubes for Semi-Micro Osmometer K-7400S

# Maintenance kits

Each maintenance kit contains all parts that are to be replaced according to the maintenance plan. Included parts are wear parts.

## Pump and pump head maintenance

### Maintenance kits for AZURA® Pumps

Maintenance kit for pump P 2.1L, 80P - incl. all wear parts: tooth belts, silicon tube	ARP00
Maintenance kit for pump P 2.1S, P 4.1S, 40P - incl. all wear parts: tooth belt, silicon tube	ARP10
Maintenance kit for pump P6.1L - isocratic LPG; 40P - including all wear parts: tooth belt, silicon tube, filter cartridge	ARP20
Maintenance kit for pump P6.1L - HPG - including all wear parts: tooth belt, silicon tube, filter cartridge	ARP21
Maintenance kit for pump P6.1L - isocratic, LPG; 40P - metal free - including all wear parts: tooth belt, silicon tube, filter cartridge	ARP22
Maintenance kit for pump P6.1L - HPG - metal free - including all wear parts: tooth belt, silicon tube, filter cartridge	ARP23
Maintenance kit for pump P 8.1L - incl. all wear parts: tooth belt, filter cartridge, rotor seal	ARP31

### Maintenance kits for mixing chambers

Maintenance kit for Dynamic Mixer 1/16" SST - incl. all wear parts: sieves, gaskets	ARM01
Maintenance kit for Dynamic Mixer 1/16" Titanium - incl. all wear parts: sieves, gaskets	ARM02
Maintenance kit for Dynamic Mixer 1/8" SST, Titanium - incl. all wear parts: gaskets	ARM03



A9670



A9671



A9672



A9673

### Tool kits for pump head maintenance

Maintenance tool kit for 10 ml pump heads	A9670
Maintenance tool kit for 50 ml pump heads	A9671
Maintenance tool kit for 100 ml pump heads	A9672
Maintenance tool kit for 250 ml pump heads	A9673
Maintenance tool kit for 500 ml pump heads	A9674
Maintenance tool kit for 1000 ml pump heads	A9675



ARH30



ARH38



ARH40



ARH48

## Maintenance kits for AZURA® Pump heads

Maintenance kit for pump head 5 ml (P 8.1L) - AHA70 - incl. all wear parts: check valves, piston rods, gaskets, O-rings, backing rings	ARH20
Maintenance kit for pump head 5 ml/10 ml - AHA60, AHB32, AHB32DA, AHB40, AHB40CA, AHB40CB, AHB40CB - incl. all wear parts: check valves, piston rods, gaskets, O-rings, backing rings, compression springs	ARH30
Maintenance kit for pump head 10 ml - AHB40BA - incl. all wear parts: check valves, piston rods, gaskets, O-rings, backing rings, compression springs	ARH31
Maintenance kit for pump head 10 ml - AHB43 - incl. all wear parts: check valves, piston rods, gaskets, O-rings, backing rings, compression springs	ARH32
Maintenance kit for pump head 10 ml - AHB40FA, AHB32GA, AHB32FA - incl. all wear parts: check valves, piston rods, gaskets, O-rings, backing rings, compression springs	ARH33
Maintenance kit for pump head 50 ml - AHC20, AHC20CA, AHC22, AHC20CB - incl. all wear parts: check valves, piston rods, gaskets, O-rings, backing rings, compression springs	ARH34
Maintenance kit for pump head 50 ml - AHC23 - incl. all wear parts: check valves, piston rods, gaskets, O-rings, backing rings, compression springs	ARH35
Maintenance kit for pump head 50 ml - AHC20FA - incl. all wear parts: check valves, piston rods, gaskets, O-rings, backing rings, compression springs	ARH36
Maintenance kit for pump head 50 ml - AHC20BA - incl. all wear parts: check valves, piston rods, gaskets, O-rings, backing rings, compression springs	ARH37
Maintenance kit for pump head 50 ml - AHC22FA - incl. all wear parts: check valves, piston rods, gaskets, O-rings, backing rings, compression springs	ARH38
Maintenance kit for pump head 100 ml - A4029-1 - incl. all wear parts: check valves, piston rods, gaskets, O-rings, compression springs	ARH40
Maintenance kit for pump head 100 ml - A4023V5 - incl. all wear parts: check valves, piston rods, gaskets, O-rings, backing rings	ARH41
Maintenance kit for pump head 100 ml - A4029V2 - incl. all wear parts: check valves, piston rods, gaskets, O-rings, compression springs	ARH42
Maintenance kit for pump head 250 ml - A4021-1 - incl. all wear parts: check valves, piston rods, gaskets, O-rings, compression springs	ARH43
Maintenance kit for pump head 250 ml - A4021V2 - incl. all wear parts: check valves, piston rods, gaskets, O-rings, compression springs	ARH44
Maintenance kit for pump head 500 ml - A4038-1 - incl. all wear parts: check valves, piston rods, gaskets, O-rings, compression springs	ARH45
Maintenance kit for pump head 500 ml - A4038V2 - incl. all wear parts: check valves, piston rods, gaskets, O-rings, compression springs	ARH46
Maintenance kit for pump head 1000 ml - A4022-1 - incl. all wear parts: check valves, piston rods, gaskets, O-rings, compression springs	ARH47
Maintenance kit for pump head 1000 ml - A4022V2 - incl. all wear parts: check valves, piston rods, gaskets, O-rings, compression springs	ARH48

## Detector maintenance

### Maintenance kits for detectors

Maintenance kit for detector UVD 2.1S, UVD 2,1L, MWD 2.1L, DAD 2.1L, 10D, 40D - incl. all wear parts: deuterium lamp	ARD10
Maintenance kit for detector DAD 6.1L - incl. all wear parts: only deuterium lamp	ARD11
Maintenance kit for detector DAD 6.1L - incl. all wear parts: deuterium lamp, halogen lamp	ARD12
Maintenance kit for detector RID 2.1L - incl. all wear parts: LED	ARD20
Maintenance kit for detector 50D - incl. all wear parts: only deuterium lamp	ARD30
Maintenance kit for detector 50D - incl. all wear parts: deuterium lamp, halogen lamp	ARD31

## Autosampler maintenance

### Maintenance kits for autosampler

Maintenance kit for Autosampler AS 6.1L, S3950 (700 bar) - incl. all wear parts: sample needle, air needle, rotor seal, syringe, syringe valve, buffer tubing, wash position	ARA10
Maintenance kit for Autosampler AS 6.1L (1240 bar), S3950 (1000 bar) - incl. all wear parts: sample needle, air needle, rotor seal, syringe, syringe valve, buffer tubing, wash position	ARA11
Maintenance kit for Autosampler S3950 - biocompatible - incl. all wear parts: sample needle, air needle, rotor seal, syringe, syringe valve, buffer tubing, wash position	ARA12
Maintenance kit for Autosampler AS 6.1L, S3950 - biocompatible, preparative - incl. all wear parts: sample needle, air needle, rotor seal, syringe, syringe valve, buffer tubing, wash position	ARA13
Maintenance kit for Autosampler AS 6.1L, S3950 - preparative - incl. all wear parts: sample needle, air needle, rotor seal, syringe, syringe valve, buffer tubing, wash position	ARA14
Maintenance kit for Autosampler AS 6.1L (862 bar) - incl. all wear parts: sample needle, air needle, rotor seal, syringe, syringe valve, buffer tubing, wash position	ARA15
Maintenance kit for Autosampler AS-1 - incl. all wear parts: sample needle, air needle, rotor seal, syringe, syringe valve, buffer tubing, wash position	ARA16
Maintenance kit for Autosampler S3950 - incl. all wear parts: sample needle, air needle, rotor seal, syringe, syringe valve, buffer tubing, wash position	ARA17
Maintenance kit for Autosampler AS 6.1L - biocompatible - incl. all wear parts: sample needle, air needle, rotor seal, syringe, syringe valve, buffer tubing, wash position	ARA18

## Valve Maintenance

### Maintenance kits for VICI Valves

Maintenance kit for valve A5850 - incl. all wear parts: rotor seal	ARV20
Maintenance kit for valve A5854 - incl. all wear parts: rotor seal	ARV21
Maintenance kit for valve A5858 - incl. all wear parts: rotor seal	ARV22
Maintenance kit for valve A5859 - incl. all wear parts: rotor seal	ARV23
Maintenance kit for valve A5860 - incl. all wear parts: rotor seal	ARV24
Maintenance kit for valve AVZ52CE, M6032-1 - incl. all wear parts: rotor seal	ARV25
Maintenance kit for valve EVZ34CE, M6035-1 - incl. all wear parts: rotor seal	ARV26
Maintenance kit for valve M6036 - incl. all wear parts: rotor seal	ARV27

## Maintenance kits for KNAUER Valves

Maintenance kit for valve A1357, A1369, AWA10AA - incl. all wear parts: rotor seal, O-ring	ARV10
Maintenance kit for valve A1359, A1371, AWA10DA - incl. all wear parts: rotor seal, O-ring	ARV11
Maintenance kit for Autosampler S3950 (biocompatible) - incl. all wear parts: sample needle, air needle, rotor seal, syringe, syringe valve, buffer tubing, wash position	ARV12
Maintenance kit for valve A1378, AWA20BG - incl. all wear parts: rotor seal	ARV13
Maintenance kit for valve A1379, AWA30BH - incl. all wear parts: rotor seal, O-ring	ARV14
Maintenance kit for valve A1374V1, A1376V1, AWA10BB, AWA10BD - incl. all wear parts: rotor seal, O-ring	ARV15
Maintenance kit for valve A1358V1, A1370V1, AWA10AC - incl. all wear parts: rotor seal, O-ring	ARV16
Maintenance kit for valve A1372, AWA10AE - incl. all wear parts: rotor seal, O-ring	ARV17
Maintenance kit for Autosampler AS 6.1L (biocompatible) - incl. all wear parts: sample needle, air needle, rotor seal, syringe, syringe valve, buffer tubing, wash position	ARV18
Maintenance kit for valve AVC26BC, AVI26BC, AWA11CA - incl. all wear parts: rotor seal, O-ring	ARV30
Maintenance kit for valve AVC38AC, AVI38AC - incl. all wear parts: rotor seal	ARV31
Maintenance kit for valve AVS35AE, AVS36AE, AVS34CE - incl. all wear parts: rotor seal	ARV32
Maintenance kit for valve AVD26AE, AVJ26AE - incl. all wear parts: rotor seal	ARV33
Maintenance kit for valve AVD36AE, AVJ36AE - incl. all wear parts: rotor seal	ARV34
Maintenance kit for valve AVD24CE, AVG24CE - incl. all wear parts: rotor seal	ARV35
Maintenance kit for valve AVC28AC, AVI28AC - incl. all wear parts: rotor seal	ARV36
Maintenance kit for valve AVR26BC, AWA11DA - incl. all wear parts: rotor seal, O-ring	ARV37
Maintenance kit for valve AVR28AC - incl. all wear parts: rotor seal	ARV38
Maintenance kit for valve AVR38AC - incl. all wear parts: rotor seal	ARV39
Maintenance kit for valve AVN94CE - incl. all wear parts: rotor seal	ARV40
Maintenance kit for valve AVU32CE, AVU32GE - incl. all wear parts: rotor seal	ARV41
Maintenance kit for valve AVT34AH, AVT84AH - incl. all wear parts: rotor seal	ARV42
Maintenance kit for valve AVQ66AE - incl. all wear parts: rotor seal	ARV43
Maintenance kit for valve AVS62CE, AVS63CE - incl. all wear parts: rotor seal	ARV44
Maintenance kit for valve AVU34AE, AVT34AE - incl. all wear parts: rotor seal	ARV45
Maintenance kit for valve AVS26AE - incl. all wear parts: rotor seal	ARV46
Maintenance kit for valve AVT53AE, AVT53CE - incl. all wear parts: rotor seal	ARV47
Maintenance kit for valve AVJ23AF, AVD23AF - incl. all wear parts: rotor seal	ARV48
Maintenance kit for valve AVK25AE, AVE25AE - incl. all wear parts: rotor seal	ARV49
Maintenance kit for valve AVL23CE, AVF23CE - incl. all wear parts: rotor seal	ARV50
Maintenance kit for valve AVE25AI - incl. all wear parts: rotor seal	ARV51
Maintenance kit for valve AVF32CE - incl. all wear parts: rotor seal	ARV52
Maintenance kit for valve AVS23AF - incl. all wear parts: rotor seal	ARV53
Maintenance kit for valve AVT25AE - incl. all wear parts: rotor seal	ARV54
Maintenance kit for valve AVN96AE - incl. all wear parts: rotor seal	ARV55
Maintenance kit for valve AVQ63AF - incl. all wear parts: rotor seal	ARV56
Maintenance kit for valve AVS35AH, AVS34CH - incl. all wear parts: rotor seal	ARV57
Maintenance kit for valve AVD26AH - incl. all wear parts: rotor seal	ARV58
Maintenance kit for valve AVC48AC - incl. all wear parts: rotor seal	ARV59

# Spare parts and kits

Spare part kits contain parts that are replaced during repairs.

## Pump spare parts

### Filters and filter cartridges for pumps

Filter cartridge for pump P 6.1L/40P, Titanium frit, 2 µm pore size, 50 ml/min maximum flow, High capacity filter, 60 µl volume, 3 pcs.	A9661
Filter cartridge for pump P 6.1L/40P, Stainless steel frit, 2 µm pore size, 10 ml/min maximum flow, volume optimized filter, 20 µl volume, 3 pcs.	A96601
Empty filter cartridge for pump P 6.1L/40P, PEEK	A9652



A06840



A06841



A068411



A1122

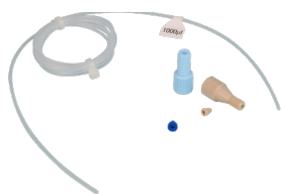
### Check valves for pumps

Check valve unit for 10 / 50 ml pump heads, for dosing applications, Bore: Ø 1.4 mm , Ball: Ø 1.75 mm	A06840
Check valve unit for 10 ml pump heads, for HPLC applications, Bore: Ø 0.7 mm , Ball: Ø 1.75 mm	A06841
Spring-loaded check valve unit for 10 ml / 50 ml pump heads, for normal phase applications, Bore: Ø 1.4 mm , Ball: Ø 1.75 mm	A068411
Check valve unit (KEL-F) for 10 ml pump head, for aggressive substances, Bore: Ø 0.7 mm , Ball: Ø 1.75 mm	A068412
Check valve unit for 50 ml pump heads, for HPLC applications, Bore: Ø 1.2 mm, Ball: Ø 1.75 mm	A06842
Check valve unit (KEL-F) for 50 ml pump head, for aggressive substances, Bore: Ø 1.2 mm , Ball: Ø 1.75 mm	A068422
Check valve unit stainless steel/PEEK for 500 ml and 1 000 ml pump heads, Bore: Ø 2.9 mm, Ball: Ø 4.76 mm	A1080
Check valve unit titanium/PEEK for 500 ml and 1 000 ml pump heads, Bore: Ø 2.9 mm, Ball: Ø 4.76 mm	A1080V1
Check valve unit titanium/KEL-F for 500 ml and 1 000 ml pump heads, Bore: Ø 3.0 mm, Ball: Ø 4.17 mm	A1080V2
Check valve unit stainless steel/KEL-F for 500 ml and 1 000 ml pump heads, Bore: Ø 3.0 mm, Ball: Ø 4.17 mm	A1080V3
Check valve unit stainless steel/PEEK for 100 ml and 250 ml pump heads, Bore: Ø 2.0 mm, Ball: Ø 3.17 mm	A1122
Check valve unit titanium/PEEK for 100 ml and 250 ml pump heads, Bore: Ø 2.0 mm, Ball: Ø 3.17 mm	A1122-1
Check valve unit titanium/KEL-F for 100 ml and 250 ml pump heads, Bore: Ø 2.0 mm, Ball: Ø 3.17 mm	A1122-2
Check valve unit stainless steel/KEL-F for 100 ml and 250 ml pump heads, Bore: Ø 2.0 mm, Ball: Ø 3.17 mm	A1122-3

## Rebuild kits for pumps

Rebuild-Kit for one pump head AZURA® Pump P 2.1L and BlueShadow 80P (100 ml/250 ml), Venting screw KEL-F, Check valve unit KEL-F, O-ring	A58211
Rebuild-Kit for one pump head AZURA® Pump P 2.1L and BlueShadow 80P (500ml/1 000 ml), Venting screw KEL-F, Check valve unit KEL-F, O-ring	A58212
Rebuild-Kit Kel-F for AZURA® Pump P 4.1S/P 2.1S/P 6.1L/40P, 10 ml/min pump head	A5821-1
Rebuild-Kit Kel-F for AZURA® Pump P 4.1S/P 2.1S/P 6.1L/40P, 50 ml/min pump head	A5821-2
Rebuild-Kit for aqueous eluents (for P 2.1S/P 4.1S/P 6.1L/40P with 10 ml pump head)	A5823
Rebuilt-Kit for aqueous eluents (for AZURA® P 4.1S, P 2.1S, P 6.1L and BlueShadow 40P (50 ml pump head))	A5823-1

## Autosampler spare parts



A500526

## Buffer tubings kits


Buffer tubing for AZURA® Autosampler AS 6.1L, 500 µl incl. fittings; Spare part for AAA00AA, AAA01AA, AAA10AA, AAA11AA, AAA20AA, AAA21AA, AAA50AA & AAA51AA	A500525
Buffer tubing for AZURA® Autosampler AS 6.1L, 1 000 µl, incl. fittings; alternative to standard configuration	A500526
Buffer tubing for AZURA® Autosampler AS 6.1L, 2 000 µl, incl. fittings; Spare part for AAA31AA, AAA40AA, AAA41AA	A500527



A500846

## Syringes

100 µl Syringe for AZURA® Autosampler AS 6.1L autosamplers and other KNAUER Autosamplers; alternative to standard configuration	A500846
250 µl Syringe for AZURA® Autosampler AS 6.1L; Spare part for AAA00AA, AAA01AA, AAA10AA, AAA11AA, AAA20AA, AAA21AA, AAA50AA & AAA51AA	A500847
500 µl Syringe for AZURA® Autosampler AS 6.1L; alternative to standard configuration	A500864
1000 µl Syringe for AZURA® Autosampler AS 6.1L; alternative to standard configuration	A500865
2500 µl Syringe for AZURA® Autosampler AS 6.1L; Spare part for AAA31AA, AAA40AA, AAA41AA	A500866



A500519

### Rotor seals for AZURA® Autosampler

Rotor seal for AZURA® Autosampler AS 6.1L, 700 bar, Vespel; Spare part for AAA00AA, AAA01AA	A500519
Rotor seal for AZURA® Autosampler AS 6.1L, 1000 bar, Vespel; Spare part for AAA50AA & AAA51AA	A500520
Rotor seal for AZURA® Autosampler AS 6.1L, 1240 bar, Vespel; Spare part for AAA10AA, AAA11AA	A500521
Rotor seal for AZURA® Autosampler AS 6.1L, 345 bar, PEEK; Spare part for AAA20AA, AAA21AA	A500522
Rotor seal for AZURA® Autosampler AS 6.1L, 350 bar, ValconH; Spare part for AAA40AA, AAA41AA	A500523
Rotor seal for AZURA® Autosampler AS 6.1L, 350 bar, ValconE; Spare part for AAA31AA	A500524



A50078



A50077

### Sample loops

Sample loop incl. fittings, 10 µl, stainless steel; Spare part for AAA10AA, AAA11AA	A50078
Sample loop incl. fittings, 10 ml, stainless steel; Spare part for AAA40AA, AAA41AA	A500509
Sample loop incl. fittings, 10 ml, PEEK; Spare part for AAA31AA	A500511
Sample loop incl. fittings, 100 µl, stainless steel; Spare part for AAA00AA, AAA01AA, AAA50AA, AAA51AA	A50077
Sample loop incl. fittings, 100 µl, PEEK; Spare part for AAA20AA, AAA21AA	A500510
Sample loop 250 µl, stainless steel for AZURA® Autosampler AS 6.1L & 3950, incl. fittings	A500528

### Sample needles

Sample needle for preparative AZURA® Autosampler AS 6.1L; Spare part AAA40AA, AAA41AA	A500516
Sample needle for biocompatible autosampler AZURA® Autosampler AS 6.1L; Spare part AAA20AA, AAA21AA	A500517
Sample needle for bio-preparative AZURA® Autosampler AS 6.1L; Spare part AAA31AA	A500518
Sample needle for analytical AZURA® Autosampler AS 6.1L; Spare part for AAA00AA, AAA01AA, AAA10AA, AAA11AA, AAA50AA, AAA51AA	A64700






A50058

## Air needles


Air needle for AZURA® Autosampler AS 6.1L; 50 mm protrusion length; Spare part for AAA40AA, AAA41AA and for biocompatible AAA31AA	A500529
Air needle for AZURA® Autosampler AS 6.1L; 56 mm protrusion length	A500530
Air needle for AZURA® Autosampler AS 6.1L; 62 mm protrusion length - standard for all autosampler versions (except AAA40AA, AAA41AA, AAA31AA)	A50058
Air needle for AZURA® Autosampler AS 6.1L; 68 mm protrusion length	A500531
Air needle for AZURA® Autosampler AS 6.1L; 74 mm protrusion length	A500532
Air needle for AZURA® Autosampler AS 6.1L; 80 mm protrusion length	A500533
Set of air needles for AZURA® Autosampler AS 6.1L, 1 pc. of each length	A50059



A50050



A500502



A500505



A500507

## Vial plates

Vial plate for 48 x 1.5 ml vials for Autosampler 3950 and AZURA® Autosampler AS 6.1L, 1 pc.	A50050
Vial plate for 84 x 1.5 ml and 3 x 10 ml vials for Autosampler 3950 and AZURA® Autosampler AS 6.1L, 1 pc.	A500501
Prep vial plate for 12 x 10 ml for Autosampler 3950 and AZURA® Autosampler AS 6.1L, 1 pc.	A500502
Vial plate for 108 x 1.5 ml vials for Autosampler 3950 and AZURA® Autosampler AS 6.1L, 1 pc.	A500505
Prep vial plate for 30 x 10 ml for Autosampler 3950 and AZURA® Autosampler AS 6.1L, 1 pc.	A500507

## Other autosampler spare parts

Fuse (2.5 A) for AZURA® Autosampler AS 6.1L, 2 pcs.	A500534
Rectangular bottle (250 ml, PE) for wash or transport solution	A500535
Waste tube for AZURA® Autosampler AS 6.1L, silicone, 1 m	A500536
Waste tube for AZURA® Autosampler AS 6.1L, PTFE, 1 m	A500537



A50810



A50809



A50806



A50807

## Liquid Handler spare parts

Tip/Injection needle - Liquid Handler LH 2.1	A50810
Dispenser syringe 12.5 ml - Liquid Handler LH 2.1	A50809
Dispenser syringe 5 ml - Liquid Handler LH 2.1	A50811
Dispenser syringe 2.5 ml - Liquid Handler LH 2.1	A50812
Dispenser syringe 1 ml - Liquid Handler LH 2.1	A50813
Buffer tubing, ID 2.1 mm, AD 1/8", 600 cm, 21 ml, FEP - Liquid Handler LH 2.1	A50814
Liquid Handler LH 2.1 Rack fixation for docking a LH 2.1 rack to the drainage tray	A50806
Tubing for tip, ID 1.5 mm, 180" 457 cm, FEP - Liquid Handler LH 2.1	A50807
Tubing for washing solution, ID 2 mm, 70" 177 cm, FEP - Liquid Handler LH 2.1	A50808
Wash Station for Liquid Handler LH 2.1	A50815




A5104



A5101



A5105 with A51051



A5103 with A51042

## Accessories

Fastwashstation for 2 solvents	A5101
Manual Washstation with 2 reservoirs and wasteline	A5102
Manual sample rack holder incl. manual washstation	A5103
Robotic cooler with three drawers	A5104
Sample Rack for 60 Vials	A51041
Sample Rack for 130 Vials	A51042
Sample Rack for microtiter plate 384	A51043
Sample Rack for microtiter plate 96 or deep well plate 96	A51044
Valve drive for Injection valve	A5105
Injection valve (without valve drive)	A51051
Injection port for valve (PEEK inlet, liner, ferrule)	A510511

## Syringes

Trajan Syringe SGE 25F-CTC-GT-LC	A510546
Hamilton X-Type 50 µl	A510543
Trajan Syringe SGE 100F-C/T-GT-LC	A510548


## Detector spare parts

### Spare parts kits for flow cells

Spare part kit for analytical flow cells, 10 mm (A4061, A4061V1, A4061XB)	A1131
Spare part kit for PEEK TRI-Clamp flow cells (A4152-1, A4154-1)	A1132-1
Spare part kit for preparative flow cells (A4066, A4067, A4068)	A1132
Spare part kit for semi-preparative flow cell, 3 mm (A4042, A4045)	A1132V3
Spare part kit for analytical flow cell, 10 mm (A4130)	A1540
Spare part kit for analytical flow cell, 3 mm (A4131, A4132)	A1540V1



ADG61



AMN90



AMO90

### Conductivity monitor mikron 81 spare parts

Conductivity monitor mikron 81 main unit without flow cell	ADG61
Gasket for mikron 81 for liquid-tight connection of monitor unit and flow cell	ADG6103
Biocompatible flow cell for mikron 81 for up to 100 ml/min	AMN90
Biocompatible flow cell for mikron 81 for up to for up to 1000 ml/min	AMO90



AZL01



A4072



A4448



A5197

### Lamps

Deuterium lamp for Smartline S2500 and S2600 detectors	A4071
Deuterium lamp for Smartline PDA detectors K-2800, S2800 and S2850	A4447V1
HBST deuterium lamp for AZURA® Detector DAD 6.1L	AZL01
HBST deuterium lamp for PLATINblue MW-1 and PDA-1 detectors	A64210
Deuterium lamp, replacement, for S2520, 10D, 40D, UVD 2.1S, UVD 2.1L, DAD 2.1L, MWD 2.1L	A5193
HBST deuterium lamp for Smartline UV and UV/VIS detectors 2550 and BlueShadow 50D	A5194
Halogen lamp for AZURA® Detector DAD 6.1L	AZL02
Halogen lamp for converting Smartline UV 2500 detector into Smartline VIS 2500 detector	A4073
Halogen lamp for converting Smartline UV 2600 detector into Smartline VIS 2600 detector	A4073XA
Halogen lamp for PLATINblue MW-1 detector	A64200
Halogen lamp for PLATINblue PDA-1 detector	A64201
Halogen lamp for Smartline 2500 detector, VIS version	A4072
Halogen lamp for Smartline 2600 detector, VIS Version	A4072XA
Halogen lamp for Smartline PDA 2800 and 2850 detectors	A4448
Halogen lamp for Smartline UV/VIS detector 2550	A5195
Halogen lamp for upgrading Smartline UV detector 2550 to Smartline UV/VIS detector 2550	A5197
LED for Sedex 80LT and Sedex 85LT light scattering detectors	A07541
Xenon lamp for RF-10AXL fluorescence detector	A0753
Xenon lamp for RF-20A/Axs fluorescence detector	A59210

## Valve spare parts

### Spare parts for valves

Valve article no.	Description	Spare part (stator) article no.
AVT84AH	2 Port multiposition valve, 200 bar	A205150
AVS85AH	2 Port multiposition valve, 300 bar	A205142
AVC28AC	6 Port 2-position valve, 1 200 bar	A205118
AVC38AC	8 Port 2-position valve, 1 200 bar	A205120
AVC48AC	10 Port 2-position valve, 1 200 bar	A205168
AVD23AF	6 Port 2-position valve, 100 bar	A205140
AVD24CE	6 Port 2-position valve, 240 bar, bioinert	A205102
AVD26AE	6 Port 2-position valve, 500 bar	A205140
AVD26AH	6 Port 2-position valve, 500 bar	A205140
AVD36AE	8 Port 2-position valve, 500 bar	A205142
AVE25AI	6 Port 2-position valve, 300 bar	A205146
AVE25AE	6 Port 2-position valve, 300 bar	A205146
AVF23CE	6 Port 2-position valve, 100 bar, bioinert	A205156
AVF32CE	6 Port 2-position valve, 50 bar, bioinert	A205130
AVG24CE	Manual 6 Port 2-position valve, 240 bar, bioinert	A205102
AVI28AC	Manual 6 Port 2-position valve, 1 200 bar	A205118
AVI38AC	Manual 8 Port 2-position valve, 1 200 bar	A205120
AVJ23AF	Manual 6 Port 2-position valve, 100 bar	A205140
AVJ26AE	Manual 6 Port 2-position valve, 500 bar	A205140
AVJ36AE	Manual 8 Port 2-position valve, 500 bar	A205142
AVK25AE	Manual 6 Port 2-position valve, 300 bar	A205146
AVL23CE	Manual 6 Port 2-position valve, 100 bar, bioinert	A205156
AVN94CE	8 Port multi-injection valve, 240 bar, bioinert	A205132
AVN96AE	8 Port multi-injection valve, 500 bar	A205161
AVQ63AF	16 Port multiposition valve, 100 bar	A205152
AVQ66AE	16 Port multiposition valve, 500 bar	A205152
AVR28AC	6 Port multiposition valve, 1 200 bar	A205118
AVR38AC	8 Port multiposition valve, 1 200 bar	A205120
AVS23AF	6 Port multiposition valve, 100 bar	A205140
AVS26AE	6 Port multiposition valve, 500 bar	A205140
AVS34CE	8 Port multiposition valve, 240 bar, bioinert	A205104
AVS34CH	8 Port multiposition valve, 240 bar, bioinert	A205104
AVS35AE	8 Port multiposition valve, 300 bar	A205142
AVS35AH	8 Port multiposition valve, 300 bar	A205142
AVS36AE	8 Port multiposition valve, 500 bar	A205142
AVS62CE	16 Port multiposition valve, 50 bar, bioinert	A205106
AVS63CE	16 Port multiposition valve, 150 bar	A205106
AVT25AE	6 Port multiposition valve, 300 bar	A205146
AVT34AE	8 Port multiposition valve, 200 bar	A205150
AVT34AH	8 Port multiposition valve, 200 bar	A205150
AVT53AE	12 Port multiposition valve, 100 bar	A205154
AVT53CE	12 Port multiposition valve, 100 bar	A205164
AVU32CE	8 Port multiposition valve, 50 bar, bioinert	A205130
AVU32GE	8 Port multiposition valve, 50 bar, flat bottom	A205153
AVT34AE	8 Port multiposition valve, 200 bar	A205150

# Accessories

## Pump accessories



AZC00



A5325



A2056



A5324

### Eluent trays & bottles

AZURA® Eluent tray E 2.1L for AZURA® devices with a capacity of 6 x 1 l bottles or 4 x 2.5 l bottles, (delivery without bottles)	AZC00
Eluent bottle 1000 ml, Clear glass, incl. cap for eluent tubing, GL45	A5325
250 ml bottle for piston back flushing	A2056
Set of 4 eluent bottles 1000 ml, incl. caps for eluent tubing, GL45	A5324
Set of 2 eluent bottles 1000 ml, incl. caps for eluent tubing, GL45	A5324-1
Set of 4 eluent bottles 1000 ml, 1 bottle 250 ml for piston backflushing, incl. caps for eluent tubing, GL45	A5324-2
<b>Recommended for AZURA systems:</b> Set of 4 eluent bottles 1000 ml, 1 bottle 250 ml for piston backflushing, incl. closed caps, GL45 use with AZURA® tubing kit	A5324-3
Set of 2 eluent bottles 1000 ml, 1 bottle 250 ml for piston backflushing, incl. closed caps, GL45 use with AZURA® tubing kit	A5324-4
Set of eluent supply bottles, 3 x 2.5 L brown glass bottles (borosilicate glass) with special round bottom for minimal eluent remainder, for preparative HPLC/FPLC, includes screw-type cap	A70037
Eluent supply bottle plastic 2 L incl. cap and tubing for IC and ECD systems	A70038
Eluent supply bottle 2000 ml, GL45 thread, round, clear glass, without screw cap	A59158-1
Waste can 2.5 L with GL45 screw top, UN-approved, 153 x 115 x 202 mm	A59173
Waste can, 10 L with GL45 screw top, UN-approved, 192 x 317 x 231 mm	A59256



A5390



A5398




A5396


### Mass flow controllers\*

Mini CORI-Flow (M13) Mass flow controller incl. mounting block, Flow: 1 - 50 ml/min, stainless steel 316	A5390
Mini CORI-Flow (M14) Mass flow controller incl. mounting block, Flow: 2 - 833 ml/min, stainless steel 316	A5391
Mini CORI-Flow (M14) Mass flow controller incl. mounting block, Flow: 2 - 833 ml/min, stainless steel 316, Profibus	A5391P
Mini CORI-Flow (M13) Mass flow controller incl. mounting block, Flow: 1 - 50 ml/min, stainless steel 316, Profibus	A5393
Mini CORI-Flow (M12) Mass flow controller incl. mounting block, Flow: 0.03 - 3.3 ml/min, stainless steel 316	A5394
Mini CORI-Flow (M13) Mass flow controller incl. mounting block, Flow: 1 - 50 ml/min, Hastelloy-C22	A5395
Mini CORI-Flow (M1140) Mass flow controller, Flow: 2 - 833 ml/min, stainless steel 316, Profinet	A5398
HI-TEC Bright display for Mini CORI-Flow mass flow controller (display, setpoint and counter)	A5396

\*analog and bus versions on request



AZZ00MB



AZZ00MC



AZZ10ME



A5830

## Static mixers

AZURA® HPLC mixer up to 1240 bar, 50 µl mixing volume, stainless steel	AZZ00MB
AZURA® HPLC mixer up to 1240 bar, 100 µl mixing volume, stainless steel	AZZ00MC
AZURA® HPLC mixer up to 1240 bar, 200 µl mixing volume, stainless steel	AZZ00MD
AZURA® HPLC mixer up to 1240 bar, 400 µl mixing volume, stainless steel	AZZ00MF
AZURA® HPLC mixer up to 1240 bar, 600 µl mixing volume, stainless steel	AZZ00MG
AZURA® HPLC mixer up to 40 MPa, 250 µl mixing volume, PEEK (biocompatible)	AZZ10ME
HyperShear Static Mixer, 1.5 ml, 1 - 40 ml/min, max. 414 bar, stainless steel and PEEK, incl. mounting brackets for AZURA® L devices (A9853-8)	A5830




A0285

## Dynamic mixers


Dynamic mixing chamber (250 V), titanium, analytical, 1/16", up to 420 bar, 1740 µl mixing volume	A0275
Dynamic mixing chamber (115 V), titanium, analytical, 1/16", up to 420 bar, 1740 µl mixing volume	A02751
Dynamic mixing chamber (250 V), stainless steel, analytical, 1/16", up to 420 bar, 1740 µl mixing volume	A0285
Dynamic mixing chamber (115 V), stainless steel, analytical, 1/16", up to 420 bar, 1740 µl mixing volume	A02851
Dynamic mixing chamber (250 V), titanium, preparative, 1/8", up to 250 bar, 5.9 ml mixing volume	A70581
Dynamic mixing chamber (115 V), titanium, preparative, 1/8", up to 250 bar, 5.9 ml mixing volume	A705811
Dynamic mixing chamber (250 V), stainless steel, preparative, 1/8", up to 250 bar, 5.9 ml mixing volume	A0581
Dynamic mixing chamber (115 V), stainless steel, preparative, 1/8", up to 250 bar, 5.9 ml mixing volume	A05811
Extension unit for dynamic mixer A70581/A705811	A2515



A3373



A3374



A3375



A3364

## Solvent filters & inlet tubing

Mobile Phase Filter, stainless steel, 2  $\mu\text{m}$ , 1/8" pipe OD, suitable for all analytical HPLC systems, max. flow rate 50 ml/min A3373

Mobile Phase Filter, stainless steel, 20  $\mu\text{m}$ , for 1/8" OD, compatible with the AZURA® Tubing Kit (A9650), suitable for all analytical and semi preparative HPLC systems, max. flow rate 100 ml/min A3374

Mobile Phase Filter, stainless steel, 10  $\mu\text{m}$ , for 1/8" OD, compatible with the AZURA® Tubing Kit (A9650), suitable for all analytical HPLC systems, max. flow rate 50 ml/min A3375

Mobile Phase Filter, Biocompatible PE, 20  $\mu\text{m}$ , 1/8" pipe OD, suitable for all FPLC systems, max. flow rate 500 ml/min A3364

AZURA® Tubing kit with cap and solvent filter (A3375, stainless steel, 10  $\mu\text{m}$ ), suitable for all analytical HPLC systems A9650

AZURA® Tubing kit bio with cap and insert, solvent filter inlet and fittings, 1 set A96507

Inlet-bushing kit with 1/4"-PTFE Tubing and 20  $\mu\text{m}$  stainless steel solvent filter (up to 250 ml/min) A58207



AZZ00NA



AZZ00NB



AZZ10NB



FZZ2

## Pulse dampers

KNAUER Pulse Damper, Low Volume, 275  $\mu\text{l}$ , stainless steel, 1/16", 1000 bar AZZ00NA

KNAUER Pulse Damper, High Volume, 290  $\mu\text{l}$ , stainless steel, 1/16", 1000 bar AZZ00NB

This pulse damper combines high damping performance with reliable, membrane-free assembly. Fully biocompatible, it can be easily integrated into all AZURA® FPLC systems. AZZ10NB

Mounting Bracket KNAUER Pulse Damper FZZ2



A9861



A9868



A98611



A58267

## Pump head inlet fittings

Pump head inlet for AZURA® Pump P 2.1L, BlueShadow 80P, 1/4" (NPT), stainless steel	A9861
Pump head inlet for AZURA® Pump P 2.1L, Set, 1/2"-20 UNF, PEEK with CTFE (Kel-F) adapter, including tubing 1/4" PTFE	A9868
Inlet bushing for prep pump heads, adapter to 3/8" tube stub	A98611
Inlet bushing for binary LPG prep pump heads, LPG inlet to 3/8" tube stub	A98612
Inlet bushing for LPG prep pump heads, LPG ternary inlet to 3/8" tube stub	A98613
Male connector to connect a 1/4" OD capillary to a 1/4" male NPT adapter (material: stainless steel) for A9861	A58267
Male connector to connect a 4 mm OD capillary to a 1/4" male NPT adapter (material: stainless steel) for A9861	A58268
Male connector to connect a 1/8" OD capillary to a 1/4" male NPT adapter (material: stainless steel) for A9861	A58269
Inlet-bushing kit for P 2.1S, P 4.1S, P 6.1L, 40P and S1050 pumps for pump heads 10 ml (1/8" capillaries)	A58202
Inlet-bushing kit for P 2.1S, P 4.1S, P 6.1L, 40P and S1050 pumps for pump heads 10 ml (1/16" capillaries)	A58203
Inlet-bushing kit for P 2.1S, P 4.1S, P 6.1L, 40P and S1050 pumps for pump heads 50 ml (1/8" capillaries)	A58204
Inlet-bushing kit for P 2.1S, P 4.1S, P 6.1L, 40P and S1050 pumps for pump heads 50 ml (1/16" capillaries)	A58205
Inlet-bushing kit with 1/4"-PTFE tubing and 20 µm stainless steel solvent filter (up to 250 ml/min)	A58207



A5822



A7200

## Pump head outlet fittings

Outlet-bushing kit 1/8" tube stub for S1800, 80P and P 2.1L pumps	A5822
Adapter to connect a capillary with 1/16" OD (thread: 10-32 UNF) to AZURA® Pump P 2.1L or BlueShadow Pump 80P outlet (1/8", M8x1 thread), material: stainless steel, 2 pcs.	A7200





AHB40XA



AHB32



AHC20



AHB40CA

### Replacement pump heads for analytical AZURA® pumps

Pump head 10 ml, stainless steel, 862 bar	AHB40XA
Pump head 10 ml, stainless steel, 400-700 bar	AHB40
Pump head 10 ml, ceramic with PEEK bushings, 400 bar	AHB32
Pump head 10 ml, ceramic with Ti-bushings, 400 bar	AHB32DA
Pump head 10 ml, Hastelloy-C, 400 bar, for corrosive chemicals	AHB43
Pump head 50 ml, stainless steel, 300 bar	AHC20
Pump head 50 ml, ceramic, 200 bar	AHC22
Pump head 50 ml/min, Hastelloy® C, 300 bar, for corrosive chemicals	AHC23
Pump head 10 ml, stainless steel, 700 bar, for aqueous solutions	AHB40FA
Pump head 10 ml, ceramic with Titanium bushings, 400 bar, for aqueous solutions	AHB32GA
Pump head 50 ml, stainless steel, 300 bar, for aqueous solutions	AHC20FA
Pump head 50 ml, ceramic, 200 bar, for aqueous solutions	AHC22FA
Pump head 5 ml, stainless steel, 1000 bar	AHA60
Pump head 10 ml, stainless steel, for normal phase applications	AHB40BA
Pump head 10 ml, stainless steel, 700 bar, for high-temperature applications	AHB40CA
Pump head 50 ml, stainless steel, for normal phase applications	AHC20BA
Pump head 50 ml, stainless steel, 300 bar, for high-temperature applications	AHC20CA



A4029-1



A4029V2



A4021-1



A4021V2

### Replacement pump heads for preparative AZURA® pumps

Pump head 100 ml, stainless steel, 400 bar	A4029-1
Pump head 100 ml, titanium, 400 bar	A4029V2
Pump head 250 ml, stainless steel, 200 bar	A4021-1
Pump head 250 ml, titanium, 200 bar	A4021V2
Pump head 500 ml, stainless steel, 100 bar	A4038-1
Pump head 500 ml, titanium, 100 bar	A4038V2
Pump head 1000 ml, stainless steel, 50 bar	A4022-1
Pump head 1000 ml, titanium, 50 bar	A4022V2



AZZ00AA



AZZ00AB



AZZ10AB

## LPG modules

LPG module for Pump P 2.1L binary up to 800 ml/min (stainless steel)


AZZ00AA

LPG module for Pump P 2.1L ternary up to 220 ml/min (stainless steel)


AZZ00AB

LPG module for Pump P 2.1L ternary up to 220 ml/min (PEEK)

AZZ10AB



A2034-1



A2035-1



A57024



A57036-1

## Temperature control

Pump head cooling and heating device for 100/250/500/1000 ml/min pump heads

A2034-1

Pump head cooling and heating device for 10 and 50 ml/min pump heads

A2035-1

Temperature controller for column heating sleeve

A57024

St~100 Transformer for small diameter column heating sleeves

A57024-3

Heating solution for 10 and 50 ml/min pump heads, includes temperature controller, heating plate and insulation sleeve

A57036-1


Heating solution for 10 and 50 ml/min pump heads, includes heating plate and insulation sleeve (without temperature controller)

A57037-1

## Detector accessories



AMC19XA



A4045




A4061V2




A4061XB

### Flow cells 1/16"

0.5 mm path length, 3 $\mu$ l, 1/16", 200 bar, stainless steel, classical KNAUER flow cell	A4069
0.5 mm path length, 3 $\mu$ l, 1/16", 100 bar, biocompatible, classical KNAUER flow cell	A4095
3 mm path length, 2 $\mu$ l, 1/16", 300 bar, PressureProof Flow cell cartridge for AZURA® Detector DAD/MWD	AMB18
3 mm path length, 2 $\mu$ l, 1/16", stainless steel, classical KNAUER flow cell	A4042
3 mm path length, 2 $\mu$ l, 1/16", 30 bar, biocompatible, classical KNAUER flow cell	A4045
10 mm path length, 10 $\mu$ l, 1/16", 300 bar, stainless steel, for BlueShadow Detector 50D, S2550 and MW-1, classical KNAUER flow cell	A4061V2
10 mm path length, 10 $\mu$ l, 1/16", 300 bar, stainless steel, with heat exchanger one sided inlet and outlet, classical KNAUER flow cell	A4061XB
10 mm path length, 2 $\mu$ l, 1/16", 50 bar, LightGuide Flow cell cartridge for AZURA® Detector DAD/MWD	AMC19XA
10 mm path length, 10 $\mu$ l, 1/16", 300 bar, PressureProof Flow cell cartridge for AZURA® Detector DAD/MWD	AMC38
10 mm path length, 2.4 $\mu$ l, 1/16", 100 bar, biocompatible, fiber optic connectors, for PDA-1	A64150
50 mm path length, 6 $\mu$ l, 1/16", 50 bar, High Sensitivity LightGuide Flow cell cartridge for AZURA® Detector DAD/MWD	AMD59XA
50 mm path length, 10 $\mu$ l, 1/16", 100 bar, biocompatible, fiber optics connectors, for PDA-1	A64151




A4066




A4067

### Flow cells 1/8"

2 mm path length, 1/8", 200 bar, stainless steel, changeable to 0.5/1.25 mm, classical KNAUER flow cell	A4066
2 mm path length, 1/8", 100 bar, biocompatible, changeable to 0.5/1.25 mm, classical KNAUER flow cell	A4067



A4068



A4068-2

### Flow cells 1/4"

2 mm path length, 1/4" angular connections, 200 bar, stainless steel, changeable to 0.5/1.25 mm, without fittings, classical KNAUER flow cell A4068

2 mm path length, 1/4" straight connections, 200 bar, stainless steel, changeable to 0.5/1.25 mm, without fittings, classical KNAUER flow cell A4068-2



A4044



A4044HT



AMKX8KIT



A4047

### Flow cells 1/16" fiber optics

0.5 mm path length, 3  $\mu$ l, 1/16", 200 bar, stainless steel, fiber optic connectors, classical KNAUER flow cell A4089

0.5 mm path length, 3  $\mu$ l, 1/16", 100 bar, biocompatible, fiber optic connectors, classical KNAUER flow cell A4096

3 mm path length, 2  $\mu$ l, 1/16", 30 bar, biocompatible, fiber optic connectors, classical KNAUER flow cell A4047

3 mm path length, 2  $\mu$ l, 1/16", 300 bar, 85 °C, stainless steel, fiber optic connectors, classical KNAUER flow cell A4044HT

3 mm path length, 2  $\mu$ l, 1/16", 300 bar, stainless steel, fiber optic connectors, classical KNAUER flow cell A4044

10 mm path length, 10  $\mu$ l, 1/16", 300 bar, stainless steel, fiber optic connectors, classical KNAUER flow cell A4074

Fiber optics adapter kit for AZURA® Detector DAD/MWD, with fiber optic cables (1x 400 mm and 1x 750 mm) and mounting bracket AMKX8KIT



A4078




A4079

### Flow cells 1/8" fiber optics

2 mm path length, 1/8", 200 bar, stainless steel, fiber optic connectors, changeable to 0.5/1.25 mm, classical KNAUER flow cell A4078

2 mm path length, 1/8", 100 bar, biocompatible, fiber optic connectors, changeable to 0.5/1.25 mm, classical KNAUER flow cell A4079



A4081



A4153



A4152



A4152-1

### Flow cells larger than 1/8" fiber optics

2 mm path length, 1/4" angular connections, 200 bar, stainless steel, fiber optic connectors, changeable to 0.5/1.25 mm	A4081
2 mm path length, 1/4" straight connections, 200 bar, stainless steel, fiber optic connectors, changeable to 0.5/1.25 mm	A4081V2
2 mm path length, 1/4" TRI-Clamp connections, 80 bar, stainless steel, fiber optic connectors, changeable to 0.5/1.25 mm	A4153
2 mm path length, 3/8" TRI-Clamp connections, 80 bar, stainless steel, fiber optic connectors, changeable to 0.5/1.25 mm	A4152
7 mm path length, 3/8" TRI-Clamp connections, 10 bar, biocompatible, fiber optic connectors	A4152-1
2 mm path length, 1/2" TRI-Clamp connections, 80 bar, stainless steel, fiber optic connectors, changeable to 0.5/1.25 mm	A4154
10 mm path length, 3/8" TRI-Clamp connections, 10 bar, biocompatible, fiber optic connectors	A4154-1
2 mm path length, 3/4" TRI-Clamp connections, 80 bar, stainless steel, fiber optic connectors, changeable to 0.5/1.25 mm	A4155



A4104

### Nano flow cell

3 mm path length, 6 nl, 375 µm OD, 50 µm ID, 300 bar, fused silica, fiber optic connectors	A4104
--	-------



A0740

### Fiber optic cables

Fiber optic cables (2 pcs.), 750 mm, 2x SMA 905 600/660, polymicro	A0740
Fiber optic cables (2 pcs.), custom made sizes, 2x SMA 905 600/660, polymicro	A0743
Fiber optic cables (2 pcs.), 750 mm, 2x SMA 905 600/660, polymicro, up to 85 °C	A0740HT



A4123



A4125



A4126




A4128

## Test cells

Standard test cell for AZURA® UVD 2.1S, UVD 2.1L and Smartline 200, 2520, 2500, 2550 and 2600	A4123
Test cell with fiber optic connectors for AZURA® Detector UVD 2.1S, UVD 2.1L and Smartline 2520, 2500 and 2600	A4125
Standard test cell with holmium filter for AZURA® UVD 2.1S, UVD 2.1L and Smartline 200, 2520, 2500, 2550 and 2600	A4126
Test cell with holmium filter and fiber optic connectors for AZURA® Detector UVD 2.1S, UVD 2.1L and Smartline 200, 2520, 2500, 2550 and 2600 detectors	A4128
Standard test cell with stray light filter, WG280, for AZURA® UVD 2.1S, UVD 2.1L and Smartline 200, 2520, 2500, 2550 and 2600	A4146
Test cell with stray light filter, WG280, and fiber optic connectors for AZURA® Detector UVD 2.1S, UVD 2.1L and Smartline 2520, 2500 and 2600	A4148



A9842



A9843



A9844

## Waste tubing kits

Waste tubing kit for LightGuide flow cells, 1/16", 0.5 mm ID, 1500 mm length	A9842
Waste tubing kit for UV flow cells, 1/16", 0.5 mm ID, 1500 mm length	A9843
Waste tubing kit for UV flow cells, 1/8", 2 mm ID, 1500 mm length	A9844
Waste tubing kit for AZURA® Detector RID 2.1L, 1/16", 0.9 mm ID, 1500 mm length	A9841



AZZ00OC

## External heat exchangers

AZURA® Heat Exchanger for analytical PressureProof flow cells, 14 µl internal volume	AZZ00OC
--	---------

## Adjustable flow splitters

### Analytical post-column flow splitters for flow rates of 0.25 - 5.0 ml/min

The default inlet flow for calibration is 1.0 ml/min. However, please always specify your inlet flow (0.25 - 5 ml/min) before order. This way we can assure optimum pressure drop across the splitter, even if the inlet flow differs from the default calibration inlet flow rate.

For orders of spare parts please provide the part number and the serial number of the splitter.

Flow splitter	Split ratio [min.]	Split ratio [max.]
A1770-1	50:1	1000:1
A1770-2	15:1	300:1
A1770-3	5:1	100:1
A1770-4	1:1	20:1

**Port size:** 1/16" OD; UNF 10-32 thread

**Max. operating pressure:** 350 bar / 5.000 psi

**Wetted materials:** Stainless steel, PEEK, Teflon

**Dimensions (HxWxD):** 12.2 cm x 10.2 cm x 13 cm (4.8" x 4" x 5.1")

### Semi-preparative post-column flow splitters for flow rates of 5.0 - 40 ml/min

The default inlet flow for calibration is 20.0 ml/min. However, please always specify your inlet flow (5.0 - 40 ml/min) before order. This way we can assure optimum pressure drop across the splitter, even if the inlet flow differs from the default calibration inlet flow rate.

For orders of spare parts please provide the part number and the serial number of the splitter.

Flow splitter	Split ratio [min.]	Split ratio [max.]
A5816-2	1 000:1	20 000:1
A5816-3	100:1	2 000:1
A5816-4	15:1	300:1
A5816-5	1:1	20:1

**Port size:** 1/16" OD; UNF 10-32 thread

**Max. operating pressure:** 350 bar / 5.000 psi

**Wetted materials:** Stainless steel, PEEK, Teflon

**Dimensions (HxWxD):** 12.2 cm x 10.2 cm x 13 cm (4.8" x 4" x 5.1")

### Preparative post-column flow splitters

The preparative flow splitters are set to a custom split ratio. Therefore, please always specify your inlet flow and the desired split ratio before order.

Please note, that the port of the low flow rate outlet has a UNF 10-32 thread and is for 1/16" OD capillaries. For the ports of the Inlet and the high flow rate outlet we offer also versions with UNF 5/16-24 thread for 1/8" OD capillaries as indicated in the tabel below.

For orders of spare parts please provide the part number and the serial number of the splitter.

Flow splitter	Flow rate	Port size (inlet & outlet of high flow)
A5815-1	40 - 125 ml/min	1/16" OD UNF 10-32 thread
A5815-2	75 - 200 ml/min	1/16" OD UNF 10-32 thread
A5815-3	75 - 200 ml/min	1/8" OD UNF 5/16-24 thread
A5815-4	100 - 1 000 ml/min	1/16" OD UNF 10-32 thread
A5815-5	100 - 1 000 ml/min	1/8" OD UNF 5/16-24 thread

**Max. operating pressure:** 350 bar / 5.000 psi

**Wetted materials:** Stainless steel, PEEK, Teflon

**Dimensions (HxWxD):** 12.2 cm x 10.2 cm x 13 cm (4.8" x 4" x 5.1")



Further information:

[www.knauer.net/en/Systems-Solutions/Accessories-and-supplies/FlowSplitter](http://www.knauer.net/en/Systems-Solutions/Accessories-and-supplies/FlowSplitter)



A5815-1

## Valve accessories

### Fittings for 1/8" valves of V 4.1 valve generation




A7205



A7206



A7207



A7212

### Bushings for 1/8" UNF 1/4-28 coned

1/8" Bushing, short, for UNF 1/4-28 thread, SSt	A7205
1/8" Bushing, long, for UNF 1/4-28 thread, SSt	A7206
1/8" Bushing, long, UNF 1/4-28 thread, SSt, for biconical sealing	A7207
1/8" Blind fitting, for UNF 1/4-28 thread, SSt	A7208
1/8" Bushing with integrated sealing ring, for UNF 1/4-28 thread, PEEK	A7209
1/8" Bushing for biconical sealing, UNF 1/4-28 thread, PEEK	A7210
1/8" Bushing with integrated seal ring, for UNF 1/4-28 thread, PCTFE	A7211
1/8" Blind plug, for UNF 1/4-28 thread, PEEK	A7212



A7213



A7214



A7215



A7217

### Ferrules, seal rings and clamp rings for 1/8- UNF 1/4-28 coned

1/8" Ferrule for wrench-tight fittings, for ports with UNF 1/4-28 thread, SSt	A7213
Split-grooved clamp ring for 1/8" capillary, for ports with UNF 1/4-28 thread, SSt	A7214
Split-grooved clamp ring for 1/8" capillary, for ports with UNF 1/4-28 thread, Titanium	A7215
Biconical seal ring for 1/8" capillary, for ports with UNF 1/4-28 thread, PTFE	A7216
Seal ring for 1/8" capillary, for ports with UNF 1/4-28 thread, PEEK	A7217



A7218



A7219



A7220



A7221

### Adapters and couplings for 1/8- UNF 1/4-28 coned

Coupling to connect two 1/8" capillaries, 1/8" (UNF 1/4-28) to 1/8" (UNF 1/4-28), SSt	A7218
Coupling to connect two 1/8" capillaries, 1/8" (UNF 1/4-28) to 1/8" (UNF 1/4-28), Titanium	A7219
Coupling to connect two 1/8" capillaries, 1/8" (UNF 1/4-28) to 1/8" (UNF 1/4-28), PEEK	A7220
Coupling to connect 1/16" with 1/8" capillary 1/8" (UNF 1/4-28) to 1/16" (UNF 10-32), SSt	A7221
Coupling to connect 1/16" with 1/8" capillary, 1/8" (UNF 1/4-28) to 1/16" (UNF 10-32), Titanium	A7222
Coupling to connect 1/16" with 1/8" capillary, 1/8" (UNF 1/4-28) to 1/16" (UNF 10-32), PEEK	A7223
T-connector to connect 3 capillaries with 1/8" OD (material: stainless steel, Swagelok®)	A58260
Adapter to connect a capillary with 1/16" OD (thread: 10-32 UNF) to 1/8" (1/4-28 UNF coned), PEEK	A7224



## Sample loops

### Sample loops 1/16" SST incl. fittings

These stainless steel sample loops are designed to be used for 1/16" injection valves with a UNF 10-32 thread.

Sample loop, 1 µl, stainless steel, 0.1 mm ID	A05642
Sample loop, 2 µl, stainless steel, 0.1 mm ID	A05643
Sample loop, 5 µl, stainless steel, 0.25 mm ID	A05644
Sample loop, 10 µl, stainless steel, 0.25 mm ID	A05645
Sample loop, 20 µl, stainless steel, 0.25 mm ID	A05646
Sample loop, 50 µl, stainless steel, 0.45 mm ID	A05647
Sample loop, 100 µl, stainless steel, 0.45 mm ID	A05648
Sample loop, 200 µl, stainless steel, 1 mm ID	A0565
Sample loop, 350 µl, stainless steel, 1 mm ID	A142615
Sample loop, 500 µl, stainless steel, 1 mm ID	A0566
Sample loop, 700 µl, stainless steel, 1 mm ID	A142616
Sample loop, 1000 µl, stainless steel, 1 mm ID	A0567
Sample loop, 2000 µl, stainless steel, 1 mm ID	A0568
Sample loop, 5000 µl, stainless steel, 1.6 mm ID	A0586-2

### Sample loops 1/8" SST incl. fittings

These stainless steel sample loops are designed to be used for 1/8" injection valves. Based on the port geometry of the valve we offer two variants. For our older valve generations (e.g. V 2.1 valves) please use the one with M8x1 fittings.

For our current V 4.1 valve generation please choose the variant with UNF 1/4-28 fittings. If you're not sure which sample loop to select, you can check the thread specification for your individual valve on our website.

1 ml sample loop, stainless steel, 2.2 mm ID, incl. M8x1 fittings	A1043
1 ml sample loop, stainless steel, 2.2 mm ID, incl. UNF 1/4-28 fittings	A142609
2 ml sample loop, stainless steel, 1.6 mm ID, incl. M8x1 fittings	A1044
2 ml sample loop, stainless steel, 1.6 mm ID, incl. UNF 1/4-28 fittings	A142610
10 ml sample loop, stainless steel, 1.76 mm ID, incl. M8x1 fittings	A0843
10 ml sample loop, stainless steel, 1.76 mm ID, incl. UNF 1/4-28 fittings	A142611

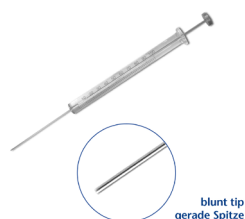
### Sample loops 1/16" PEEK incl. fittings

Sample loop, 10 µl, PEEK, 345 bar, 0.25 mm ID	A1058
20 µl, PEEK, 345 bar, 0.25 mm ID	A1059-1
20 µl, PEEK, 345 bar, 0.5 mm ID	A1059
Sample loop, 50 µl, PEEK, 240 bar, 0.75 mm ID	A1060
Sample loop, 100 µl, PEEK, 240 bar, 0.75 mm ID	A0508
Sample loop, 200 µl, PEEK, 240 bar, 0.75 mm ID	A1061
Sample loop, 500 µl, PEEK, 240 bar, 0.75 mm ID	A1057
Sample loop, 1000 µl, PEEK, 240 bar, 0.75 mm ID	A0423
Sample loop, 2000 µl, PEEK, 240 bar, 0.75 mm ID	A0785

### Sample loops 1/8" PEEK incl. fittings

5 ml sample loop, PEEK, 50 bar, 1/16" ID, incl. M8x1 fittings	A78980
5 ml sample loop, PEEK, 50 bar, 1/16" ID, incl. UNF 1/4-28 fittings	A142612
10 ml sample loop, PEEK, 50 bar, 1/16" ID, incl. M8x1 fittings	A78985
10 ml sample loop, PEEK, 50 bar, 1/16" ID, incl. UNF 1/4-28 fittings	A142613

### Syringes & injection ports



A0723



For full-loop injections an overfilling with sample of two to five loop volumes is recommended to ensure precise and reproducible results. Therefore, choose a syringe that exceeds the loop volume by the mentioned factor.

### Injection syringes for 1/16" injection port

Injection syringe 10 µl	A0723
Injection syringe 25 µl	A0724
Injection syringe 50 µl	A0725
Injection syringe 100 µl	A0726
Injection syringe 250 µl	A0727
Injection syringe 500 µl	A0728
Injection syringe 1000 µl	A0729
Injection syringe 2500 µl	A0730

### VariLoops

Multiple injection loop, 20 ml, stainless steel, 1/16"	A1055AA
Multiple injection loop, 40 ml, stainless steel, 1/16"	A1055XB
Multiple injection loop, 20 ml, stainless steel, 1/8"	A1160AA
Multiple injection loop, 40 ml, stainless steel, 1/8"	A1160XB
Replacement frit for VariLoop, 2 µm, 1/16"	A10551



A0653

A0653

### Luer-Lock glass syringes for 1/8" injection port


Luer-Lock glass syringe, 10 ml	A0573
Luer-Lock glass syringe, 20 ml	A0653



A0555



A0328



A03281



A0505

## Loop filling ports

Guide for the injection port of manual injection valves to make the insertion of different sized injection needles safer.

A0555

Injection Port, stainless steel, 1/16"

A0328

Injection Port, PEEK, 1/16"

A03281

Injection Port, stainless steel, 1/8"

A0505

Injection Port, PEEK, 1/8"

A05051

Injection Port, UNF 1/4-28, PEEK, 1/8"

A05053

## Column and eluent tempering



A70054V3



A70054V4



A57024



A57026

### Eluent & column heating

Eluent heating device (1 channel), 1/16", temperature range: ambient to 100 °C, 5,7" display, cleanroom compatible, 230 V, 1000 W A70054V3

Eluent heating device (2 channels), 1/16", temperature range: ambient to 100 °C, 5,7" display, cleanroom compatible, 230 V, 1000 W A70054V4

Eluent heating device (2 channels), 1/16", temperature range: ambient to 60 °C, 5,7" display, cleanroom compatible, reduced dead volume, 230 V, 1000 W A70054V6

Temperature controller for column heating sleeve A57024

Heating sleeve for HPLC column 150 x 20 mm HM D = 25..57\* L = 193 mm 100 °C, 230 V, 200 W, Pt100 A57026

Heating sleeve for HPLC column 250 x 20 mm HM D = 25..57\* L = 293 mm 100 °C, 230 V, 200 W, Pt100 A57027

Heating sleeve for HPLC column 150 x 30 mm HM D = 38..70\* L = 203 mm 100 °C, 230 V, 400 W, Pt100 A57028

Heating sleeve for HPLC column 250 x 30 mm HM D = 38..70\* L = 303 mm 100 °C, 230 V, 500 W, Pt100 A57029

Heating sleeve for HPLC column 150 x 50 mm HM D = 60..100\* L = 211 mm 100 °C, 230V, 500 W, Pt100 A57030

Heating sleeve for HPLC column 250 x 50 mm HM D = 60..100\* L = 311 mm 100 °C, 230V, 800 W, Pt100 A57031


Heating sleeve for HPLC column made up to 350 x 50 mm A57032

Heating sleeve for HPLC column made up to 350 x 50 mm (moisture-proof, for clean room use) A57034


AZURA® ELH 2.1L one-heating section device with plugs for one column heating sleeve and two external temperature sensors A70060-1

AZURA® ELH 2.1L two-heating section device with plugs for two column heating sleeves and two external temperature sensors A70060-2

COMING SOON



AZG10



AZG10-1



AZG10-2



A70083

## Purification accessories

Pressure control for delta pressure measurement up to 250 ml/min for 1/16" and 1/8", incl. interface box	AZG10
External pressure sensor up to 250 ml/min for 1/16" and 1/8"	AZG10-1
External pressure sensor for up to 1000 ml/min for 1/4", 0 - 10 bar, analog output	AZG10-2
External pressure sensor for up to 1000 ml/min for 1/4", 0 - 10 bar, LAN	AZG10-3
External pressure sensor for up to 1000 ml/min for 1/4", 0 - 10 bar, LAN, biocompatible	AZG10-4
External pressure sensor for up to 1000 ml/min for 1/8", 0 - 50 bar, LAN	AZG10-5
Air sensor (1/16") for AZURA® Bio LC with one air sensor and wiring for up to 4 air sensors	A70092
Additional air sensor for AZURA® Bio LC for 1/16" tubing	A70092-1
Air sensor (1/8") for AZURA® Bio LC with one air sensor and wiring for up to 4 air sensors	A70093
Additional air sensor for AZURA® Bio LC for 1/8" tubing	A70093-1
Air sensor (1/4") for AZURA® Bio LC with one air sensor and wiring for up to 4 air sensors	A70083
Additional Air Sensor for AZURA® BIO LC for 1/4" tubing	A70083-1
AZURA Organizer for attachment of columns and FPLC accessories to an AZURA® device or system	A70085
Clamp for AZURA® Organizer 12 mm	A70085-1
Clamp for AZURA® Organizer 16 mm	A70085-2
Clamp for AZURA® Organizer 25 mm	A70085-3
AZURA® Click rail to attach IFU 2.1 LAN, air sensors, pressure sensors, pH flow cells or the AZURA® Organizer to AZURA® L devices	A70089
<b>Don't forget to order!</b> Power Supply: Distribution Box 24 V for 6 devices like air sensor, external pressure sensor, IFU 2.1 LAN	AZS80SA

## Lab equipment



A0569



A0851



A0809



A9865

## Capillary and tube cutter

Tube cutter, suitable for all tubes	A0569
Capillary cutter for PEEK capillaries and tubings with OD up to 4 mm	A0851
Metal capillary cutting pliers for 1/16" capillaries	A0809
Metal capillary cutter for 1/8" capillaries	A9865

## Tools



X0219



X0003



X0030

## Wrenches & tightening tools

Torque wrench basic tool, 1 - 25 Nm, without plug-in head	X0219
Open-jaw plug-in head for Torque wrench X0219, 1 - 17 mm (for 100 - 1000 ml pump head in-/outlet and LPG block)	X0220
Open-jaw plug-in head for Torque wrench X0219, 1 - 10 mm (for Smartline I pump heads)	X0221
Open-jaw plug-in head for Torque wrench X0219, 1 - 13 mm (for 10 - 50 ml Smartline II/ AZURA® pump heads in-/outlet)	X0222
Double open-end wrench, 1/4" and 5/16"	X0003
Double open-end wrench, 8/10 mm	X0030
Double open-end wrenches, 2 pcs., 1/4" and 5/16"	A0138
Tightening tools for PEEK fittings, blue, 1/16" fittings 1/4" hex head nut (10 - 32 threads)	A25030
Tightening tools for PEEK fittings, green, 1/32" fittings 3/16 hex head nut (6 - 40 threads)	A25031



A0137



A9864



A9870

## Capillary graters and benders

Capillary grater for degrating of 1/16" stainless steel capillaries, can also be used to remove column filters	A0137
Capillary grater for degrating of 1/8" stainless steel capillaries	A9864
Tube bender for 1/8" and 3/16" tubings with an bend radius of 90°	A9870



A1033



A1033-2

## Tool kits for AZURA® systems

Tool Kit AZURA® for systems with PEEK or pre-cut capillary kits	A1033
Tool Kit AZURA® for 1/16" systems (stainless steel)	A1033-1
Tool Kit AZURA® for 1/8" systems (stainless steel)	A1033-2

## Racks



A70010



A70011



Application example  
(devices not included in the  
scope of delivery)



A9860

### LC racks - space saving solution for AZURA system setup

The Benchtop Racks area solution to install AZURA® L systems at space-limited sites, especially in cold rooms.

Benchtop rack: AZURA® S 300 x 160 x 210 mm (WHD), designed to place an AZURA® S device with a height of 129 mm beneath it A70016

Benchtop rack: AZURA® L low 480 x 190 x 420 mm (WHD), designed to place AZURA® S or low AZURA® L devices with a height of 150 mm beneath it A70010

Benchtop rack: AZURA® L high 480 x 430 x 420 mm (WHD), designed to place the Foxy fraction collector or AZURA® L devices beneath it A70011

Benchtop rack: custom made with individual dimensions A70015

Product Riser AZURA®: Set of 4 feet that lift the device to a height of 28 mm for easy handling of the waste tube of the drainage system - for L devices before 2018 A9860


## Mounting brackets



A9853



A9854-2



A9854-3



A9853-5

### AZURA® mounting brackets

Mounting bracket AZURA® L for KNAUER manual injection valves A9853

Mounting bracket AZURA® L for Vici valve drives A9853-2

Mounting bracket AZURA® L for columns with 25 - 29 mm OD A9853-3

Mounting bracket AZURA® L for KNAUER flow cells A9853-5

Mounting bracket AZURA® L for prep sample loop A9853-6

Mounting bracket AZURA® L for Hypershear mixing chambers A9853-8

Mounting bracket AZURA® L Bio for manual KNAUER injection valve, pH-flowcell and a prepacked column A9854-1

Mounting bracket AZURA® S for manual KNAUER injection valve A9854-2

Mounting bracket AZURA® L for AZURA® Valve Unifier VU 4.1, AZURA® Conductivity monitor CM 2.1S, AZURA® Degasser DG 2.1S or AZURA® UV detector UVD 2.1S on AZURA® L devices A9854-3

Double Mounting bracket AZURA® L for two AZURA® Valve Unifier VU 4.1 (both-sided) A9854-4

## Column holders



A9847



A1319



A70190



A0070A

### LC column holder/multi column base

Column holder: Magnetic clip, for all KNAUER columns with 3, 4 and 4.6 mm ID, compatible with all AZURA® devices

A9847

Prism column holder for horizontal storage of HPLC columns on the lab bench, the most price attractive alternative to store your HPLC columns

A3983

Glass column holder, Stand, plate and 2 clamps, can hold one glass column in the dimensions of 10 - 40 mm ID

A1319

Multi Column Base Bio 60 x 40 x 130 cm (w x d x h) for up to 3 MPLC columns with conn. for cooling device

A70190

Multi Column Base including bosshead and clamps, serves as a holder for up to 3 columns with inner diameter up to 50 mm, especially made for preparative column solutions

A0070A



A4364



A4368



A2820



A2820A

### Accessories for LC column holder

3-finger clamps, long shaft, finger with silicone coating, clamp width 12 - 100 one piece

A4364

3-finger clamps, short shaft, finger with silicone coating, clamp width 12 - 100, one piece

A4364-1

Clamp for Multi Column Base, short shaft, to fix an HPLC column or other accessories to the Multi Column Base, for up to 20 mm ID columns

A4368

Clamp for Multi Column Base, long shaft, to fix an HPLC column or other accessories to the Multi Column Base, for up to 20 mm ID columns

A2820

Bosshead squared for Multi Column Base, used in combination with clamps with a long shaft on the Multi Column Base

A2820A



## Installation accessories



A1071



A9862

### Installation accessories

HPLC Standard accessory kit

A1071

Installation Box Kit, Box for small parts, KNAUER file folder and support sticker

A9862







# Consumables

## Fittings and bushings




### KNAUER K-connect fittings

The K-Connect system consists of a bushing, a split-grooved clamping ring, and a polymer sealing. The split-grooved clamping ring and polymer sealing are slipped over the capillary "back to back", while the bushing tightens all parts. K-Connect fingertight fittings can optionally be tightened further using wrenches if a higher backpressure resistance is needed.



Article number	Description	Material	For capillary OD [inch]	Thread	Included ferrules	Max.back-pressure [bar]	Amount in set	Picture
A9646	Fingertight Fitting, long	PEEK	1/16"	UNF 10/32	Biconical sealing rings A1022	n/a	2	
A9646-1	Fingertight Fitting, long	PEEK	1/16"	UNF 10/32	Biconical sealing rings A1070	n/a	10	
A9645	Fingertight Fitting, long	SST	1/16"	UNF 10/32	Split-grooved clamping rings A0484 and polymer Sealing rings A0139	1200	2	
A9645-1	Fingertight Fitting, long	SST	1/16"	UNF 10/32	Split-grooved clamping rings A0484 and polymer Sealing rings A0139	1200	10	
A9647	Standard Fitting	SST	1/16"	UNF 10/32	Stainless steel ferrules A0110	1200	2	
A9647-1	Standard Fitting	SST	1/16"	UNF 10/32	Stainless steel ferrules A0110	1200	10	

### Flat bottom fittings

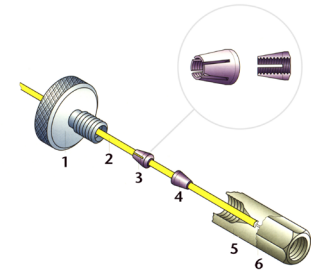
Article number	Description	Material	For capillary OD [inch]	Thread	Included ferrules	Amount in set	Picture
A5829	Bushings flat bottom, super flangeless	PEEK	1/8"	1/4-28	without ferrules	10	
A58291	Bushings flat bottom, super flangeless	PEEK	1/16"	1/4-28	without ferrules	10	
A58292	Ferrules for super flangeless fittings, with lock ring	PEEK/Stainless steel	1/16"			10	
A58293	Ferrules for super flangeless fittings, with lock ring	PEEK/Stainless steel	1/8"			10	
A58294	Ferrules for super flangeless fittings, with lock ring	ETFE/Stainless steel	1/8"			10	

## Dynaseal Fittings

The DYNASEAL connecting system connects capillaries made out of stainless steel and PEEK, as well as PTFE and Tefzel tubings with low dead volumes. It allows maintenance-free operation and provides a long life. Suitable for UNF-threads of type 10/32.



The system consists of a bushing ①, a split-grooved clamping ring ③ and a polymer ferrule ④. The split-grooved clamping ring and polymer ferrule are slipped over the capillary ② "back to back", while the bushing tightens all parts. Thus, leak-free operation is made possible.

DYNASEAL connections are pressure stable up to 450 bar. DYNASEAL can be optionally used with double-cone sealings made out of PEEK. In this case, pressure stability is accordingly reduced to 150 bar.









Article number	Description	Material	For capillary OD [inch]	Thread	Included ferrules	Max.back-pressure [bar]	Amount in set	Picture
A0108	Dynaseal bushings, short	SST	1/16"	UNF 10/32	Split-grooved clamping rings A0484 & polymer Sealing rings A0139	450	4	
A1021	Dynaseal bushings, short	SST	1/16"	UNF 10/32	without ferrules	depends on ferrule	10	
A0181	Dynaseal bushings, long	SST	1/16"	UNF 10/32	Split-grooved clamping rings A0484 & polymer Sealing rings A0139	450	3	
A1064	Dynaseal bushings, long	SST	1/16"	UNF 10/32	without ferrules	depends on ferrule	5	
A1020	Dynaseal bushings, short	SST	1/16"	UNF 10/32	Biconical sealing rings A1022	150	10	
A1069	Dynaseal bushings, long	SST	1/16"	UNF 10/32	Biconical sealing rings A1022	150	5	
A0736	Dynaseal bushings, long	SST	1/8"	M8x1	Split-grooved clamping rings A1239 & polymer Sealing rings A0232	n/a	4	
A0735	Dynaseal bushings, long	SST	1/8"	M8x1	without ferrules	depends on ferrule	4	
A0644	Dynaseal bushings, short	SST	1/8"	M8x1	Split-grooved clamping rings A1239 & polymer Sealing rings A0232	n/a	4	
A1201	Dynaseal bushings, long, hex head	SST	1/8"	M8x1	without ferrules	depends on ferrule	4	
A1201-1	Dynaseal bushings, long, hex head	PEEK	1/8"	M8x1	without ferrules	depends on ferrule	4	

### Standard fittings, stainless steel

Article number	Description	Material	For capillary OD [inch]	Thread	Included ferrules	Max.back-pressure [bar]	Amount in set	Picture
A0112	Bushings short, wrench caliber 1/4"	SST	1/16"	UNF 10/32	without ferrules	1200	10	
A0113	Bushings short, wrench caliber 1/4"	SST	1/16"	UNF 10/32	without ferrules	1200	25	
A0115	Bushings long, wrench caliber 1/4"	SST	1/16"	UNF 10/32	without ferrules	1200	3	
A0116	Bushings long, wrench caliber 1/4"	SST	1/16"	UNF 10/32	without ferrules	1200	10	
A0830	Bushings, wrench caliber 10	SST	1/8"	M8x1	without ferrules	n/a	10	
A7227	Fitting Set for 1/8"	SST	1/8"	UNF 5/16-24	with ferrules	400	2	

### Standard fittings, PEEK & polymer

Article number	Description	Material	For capillary OD [inch]	Thread	Included ferrules	Max.back-pressure [bar]	Amount in set	Picture
A0141	Bushings knurled, short	Polymer	1/16"	UNF 10/32	without ferrules	depends on ferrule	10	
A0142	Bushings knurled, short	Polymer	1/16"	UNF 10/32	without ferrules	depends on ferrule	30	
A0144	Bushings knurled, long	Polymer	1/16"	UNF 10/32	without ferrules	depends on ferrule	10	
A0145	Bushings knurled, short	Polymer	1/16"	UNF 10/32	integrated sealing cone	n/a	10	
A0584	Bushings short	PEEK	1/16"	UNF 10/32	integrated sealing cone	n/a	10	
A0733	Bushings short	Polymer	1/8"	M8x1	integrated sealing cone	n/a	10	
A2501	Bushings short, hex-head	PEEK	1/16"	UNF 10/32	integrated sealing cone	350	1	
A25011	Bushings short, hex-head	PEEK	1/16"	UNF 10/32	integrated sealing cone	350	5	
A2502	Bushings long, hex-head	PEEK	1/16"	UNF 10/32	integrated sealing cone	350	1	
A25021	Bushings long, hex-head	PEEK	1/16"	UNF 10/32	integrated sealing cone	350	5	
A7226	Fitting Set for 1/8"	PEEK	1/8"	UNF 5/16-24	incl. ferrules and clamp rings	100	2	

## Fittings



A9646



A9646-1



A9645



A9645-1

## K-Connect system

K-Connect Fingertight Fitting, PEEK, long, Set of 2, incl. ferrule, UNF 10/32 Thread for 1/16 inch K-Connect and PEEK Capillaries A9646

K-Connect Fingertight Fitting, PEEK, long, Set of 10, incl. ferrule, UNF 10/32 Thread for 1/16 inch K-Connect and PEEK Capillaries A9646-1

K-Connect Fingertight Fitting, Stainless Steel, long, Set of 2, incl. ferrules, UNF 10/32 Thread for 1/16 inch K-Connect Capillaries A9645

K-Connect Fingertight Fitting, Stainless Steel, long, Set of 10, incl. ferrules, UNF 10/32 Thread for 1/16 inch K-Connect Capillaries A9645-1

K-Connect Standard Fitting, Stainless Steel, Set of 2, incl. ferrule, UNF 10/32 Thread for 1/16 inch K-Connect Capillaries A9647

K-Connect Standard Fitting, Stainless Steel, Set of 10, incl. ferrule, UNF 10/32 Thread for 1/16 inch K-Connect Capillaries A9647-1



A0108



A0181



A1020



A1069

## DYNASEAL system

DYNASEAL connection system, 1/16", 4 short bushings, 4 clamping rings and 8 sealing rings A0108

DYNASEAL connection system, 1/16", 3 long bushings, 3 clamping rings and 4 sealing rings A0181

DYNASEAL connection system, 1/16", 10 short bushings, 10 biconical sealing rings A1020

DYNASEAL connection system, 1/16", 5 long bushings, 5 biconical sealing rings A1069

DYNASEAL connection system, 1/8", M8x1, 4 long bushings, 4 clamping rings and 8 sealing rings A0736

DYNASEAL connection system, 1/8", M8x1, 4 short bushings, 4 clamping rings and 8 sealing rings A0644

## Ferrules and clamping rings



A0484

### Split-grooved clamping rings

4 Split-grooved clamping rings for capillaries with 1/16" OD

A0484

4 Split-grooved clamping rings for capillaries with 1/8" OD

A1239

100 Split-grooved clamping rings for capillaries with 1/16" OD

A0482



A0139



A1062



A0232

### Sealing rings

30 Sealing rings for capillaries with 1/16" OD, PETP

A0139

100 Sealing rings for capillaries with 1/16" OD, PETP

A0140

10 Sealing rings for capillaries with 1/16" OD, PEEK

A1062

10 Sealing rings for capillaries with 1/8" OD, PETP

A0232

10 Sealing rings for capillaries with 1/8" OD, PEEK

A1063



A1070



A1022



A0738

### Biconical sealing rings

10 Biconical sealing rings for 1/16", PEEK

A1070

10 Biconical sealing rings for 1/16", PETP

A1022

10 biconical sealing rings for 1/8", PETP

A0738



A0112



A0115

### Bushings for capillaries, SST

10 Bushings for capillaries with 1/16" OD, stainless steel, wrench caliber 1/4", UNF 10-32, short	A0112
25 Bushings for capillaries with 1/16" OD, stainless steel, wrench caliber 1/4", UNF 10-32, short	A0113
3 Bushings for capillaries with 1/16" OD, stainless steel, wrench caliber 1/4", UNF 10-32, long	A0115
10 Bushings for capillaries with 1/16" OD, stainless steel, wrench caliber 1/4", UNF 10-32, long	A0116
10 Bushings for capillaries with 1/8" OD, stainless steel, M8x1, wrench caliber 10	A0830



A0110



A0874



A01101

### Ferrules for capillaries

30 Ferrules for capillaries with 1/16" OD, stainless steel	A0110
100 Ferrules for capillaries with 1/16" OD, stainless steel	A0111
10 Ferrules for capillaries with 1/8" OD, stainless steel	A0874
10 Ferrules for capillaries with 1/16" OD, Hastelloy	A01101
10 Ferrules for capillaries with 1/16" OD, titanium	A01102



A0141



A0142



A0144



A0145

### Bushings for capillaries, PEEK & polymer

Bushings for 1/16" capillaries, PETP, fingertight, UNF 10-32, short, 10 pcs.	A0141
Bushings for 1/16" capillaries, PETP, knurled, UNF 10-32, short, 30 pcs.	A0142
Bushings for 1/16" capillaries, PETP, fingertight, UNF 10-32, long, 10 pcs.	A0144
Bushings for 1/16" capillaries, PETP, with integrated sealing cone, fingertight, UNF 10-32, short, 10 pcs.	A0145
Bushings for 1/16" capillaries, PEEK, with integrated sealing cone, fingertight, UNF 10-32, 10 pcs.	A0584
Bushings for 1/8" capillaries, PETP, with integrated sealing cone, fingertight, M8x1, short, 10 pcs.	A0733
Bushing for 1/16" capillaries, PEEK, with integrated sealing cone, wrench tight (Hex), UNF 10-32, short, 5 pcs.	A25011
Bushing for 1/16" capillaries, PEEK, long, wrench tight (Hex), with integrated sealing cone, 5 pcs.	A25021



A5829



A58291



A58292



A58293

### Flat bottom fittings and adapters

Bushings flat bottom for 1/8" capillaries, PEEK, Super flangeless, 1/4 - 28, 10 pcs.	A5829
Bushings flat bottom for 1/16" capillaries, PEEK, Super flangeless, 1/4 - 28, 10 pcs.	A58291
Ferrules for 1/16" capillaries and flat bottom bushings, PEEK, with lock ring (stainless steel), for Super flangeless bushings, 10 pcs.	A58292
Ferrules for 1/8" capillaries and flat bottom bushings, PEEK, with lock ring (stainless steel), for Super flangeless bushings, 10 pcs.	A58293
Ferrules for 1/8" capillaries and flat bottom bushings, ETFE, with lock ring (stainless steel), for Super flangeless bushings, 10 pcs.	A58294
Adapter PEEK 1/8" flat bottom internal on 1/16" external 10/32 thread	A1982
Adapter to connect an 1/16"-OD capillary onto an female, coned M8x1 port	A05841

### Blind fittings & connectors



A0146



A0582



A0734

### Blind fittings / Plugs

10 Blind plugs, 1/16", knurled, UNF 10-32, short, PETP	A0146
30 Blind plugs, 1/16", knurled, UNF 10-32, short, PETP	A0147
10 Blind plugs, 1/16", knurled, UNF 10-32, short, PEEK	A0582
10 Blind plugs, 1/8", knurled, M8x1, short, PETP	A0734



## Couplings & adapters



A0148



A0233



A0233-1



A1407

### Couplings and adapters

Coupling to connect 2 capillaries with 1/16" OD (material: PEEK/PETP, thread: UNF10-32), including 2 bushings and sealing rings, 0.5 mm bore, suitable for classical HPLC, 1 pc. A0148

Coupling to connect 2 capillaries with 1/16" OD (material: PEEK/PETP, thread: UNF10-32), including 2 bushings and sealing rings, 0.5 mm bore, suitable for classical HPLC, 5 pcs. A0149

Coupling to connect 2 capillaries with 1/16" OD (material: PEEK, thread: 10-32 UNF), including 2 one-piece PEEK fittings, 0.5 mm bore, suitable for classical HPLC, 1 pc. A0233

Coupling to connect 2 capillaries with 1/16" OD (material: PEEK, thread: 10-32 UNF), without fittings, 0.5 mm bore, suitable for classical HPLC, 1 pc. A0233-1

Coupling to connect 2 capillaries with 1/16" and 1/8" OD (material: PEEK, thread: 10-32 UNF, M8x1), including 2 one piece fittings (1x 1/16", 1x 1/8"), 1 mm bore, 1 pc. A1407

Coupling to connect 2 capillaries with 1/8" OD (material: PEEK, thread: M8x1), including 2 one piece fittings 1/8", 2 mm bore, suitable for preparative HPLC, 1 pc. A14071



A0117V1



A2512



A0845



A0480

### Couplings, SST/Titanium

Coupling to connect 2 capillaries with 1/16" OD (material: titanium, thread: 10-32 UNF), including 2 bushings and ferrules, 0.5 mm bore, suitable for classical HPLC, 1 set A0117V1

Coupling to connect 2 capillaries with 1/16" OD (material: stainless steel, thread: 10-32 UNF), including 2 bushings and ferrules, 0.5 mm bore, suitable for classical HPLC, 1 set A0117

Coupling to connect 2 capillaries with 1/16" OD (material: stainless steel, thread: 10-32 UNF), including 2 bushings and ferrules, 0.5 mm bore, suitable for classical HPLC, 5 sets A0118

Coupling to connect 2 capillaries with 1/16" OD (material: stainless steel, thread: 10-32 UNF), including 2 bushings and ferrules, 0.5 mm bore, suitable for classical HPLC, 25 sets A0119

Coupling to connect 2 capillaries with 1/8" OD (material: stainless steel, thread: M8x1), including 2 bushings and ferrules, 2 mm bore, suitable for preparative HPLC, 1 set A2512

Coupling to connect a capillary with 1/16" OD to a capillary with 1/8" OD (material: stainless steel, thread: M8x1, 10-32 UNF), 1 mm bore, 1 set A2513

Coupling Dynaseal to connect a capillary with 1/16" OD to a capillary with 1/8" OD (material: stainless steel, thread: M8x1, 10-32 UNF), including Dynaseal bushings and ferrules (1x 1/16", 1x 1/8"), 1 mm bore, 1 set A0485

Coupling Dynaseal to connect 2 capillaries with 1/8" OD (material: stainless steel, thread: M8x1), including 2 Dynaseal bushings and ferrules, 2 mm bore, suitable for preparative HPLC, 1 set A0480



A58263



A58264



A582886



A582891

## SST Swagelok® unions & reducing unions

Union to connect 2 capillaries with 1/4" OD, material: stainless steel, Swagelok®	A58263
Reducer to connect a capillary with 3/8" OD to a capillary with 1/4" OD, material: stainless steel, Swagelok®	A58264
Reducer to connect a capillary with 8 mm OD to a capillary with 1/4" OD, material: stainless steel, Swagelok®	A58265
Reducer to connect a capillary with 1/8" OD to a capillary with 1/4" OD, material: stainless steel, Swagelok®	A58266
Reducer to connect a capillary with 1/16" OD to a 1/8" OD pipe, material: stainless steel, Swagelok®	A58270
Reducer to connect a capillary with 1/8" OD to a 1/4" pipe union, material: stainless steel, Swagelok®	A58271
Reducer for 1/4" OD capillary to 1/8" OD pipe socket, material: stainless steel, Swagelok®	A582713
Reducer to connect a 1/16" tube socket to 1/4" pipe union, material: stainless steel, Swagelok®	A58273
Bulkhead Union for 1/8", stainless steel, Swagelok®	A58281
Bulkhead Union for 1/4", stainless steel, Swagelok®	A582811
Reducer to connect a capillary with 4 mm OD to a 1/8" pipe union, material: stainless steel, Swagelok®	A58282
Reducer to connect a capillary with 10 mm OD to a capillary with 1/4" OD, material: stainless steel, Swagelok®	A58257
Reducer to connect a capillary with 12 mm OD to a capillary with 1/4" OD, material: stainless steel, Swagelok®	A58258
Reducer to connect a capillary with 1/4" OD to a capillary with 1/8" OD, material: stainless steel, Swagelok®	A582881
Reducer to connect a capillary with 1/4" OD to a 3/16" OD pipe, material: stainless steel, Swagelok®	A582895
Reducer to connect a capillary with 1/4" OD to a capillary with 3/16" OD, material: stainless steel, Swagelok®	A582894
Bulkhead Union to connect two capillaries with 1/16" OD, material: stainless steel, Swagelok®	A582882
Male connector to connect a 1/4" OD capillary to a 1/4" male NPT adapter (material: stainless steel) for A9861	A58267
Male connector to connect a 4 mm OD capillary to a 1/4" male NPT adapter (material: stainless steel) for A9861	A58268
Male connector to connect a 1/8" OD capillary to a 1/4" male NPT adapter (material: stainless steel) for A9861	A58269
Blind plug for 1/4" OD capillary, material: stainless steel, Swagelok®	A582883
Blind plug for 1/8" OD capillary, material: stainless steel, Swagelok®	A582884
Blind plug for 1/16" OD capillary, material: stainless steel, Swagelok®	A582885
Blind plug for 6 mm OD capillary, material: stainless steel, Swagelok®	A582892
Blind plug for 12 mm OD capillary, material: stainless steel, Swagelok®	A582893
Ferrule set for a capillary with 1/4" OD, 1 front Ferrule/ 1 back Ferrule, material: stainless steel, Swagelok®	A582886
Ferrule set for a capillary with 1/8" OD, 1 front Ferrule/ 1 back Ferrule, material: stainless steel, Swagelok®	A582887
Ferrule set for a capillary with 1/16" OD, 1 front Ferrule/ 1 back Ferrule, material: stainless steel, Swagelok®	A582888

A58263

A58264

A582886

A582891

### SST Swagelok® unions & reducing unions

Gap Inspection Gauge for 1/8" OD, 2 mm and 3 mm female nuts, material: stainless steel, Swagelok®

A582890

Gap Inspection Gauge for 1/4", 3/8", 1/2" OD, 6 mm and 12 mm female nuts, material: stainless steel, Swagelok®

A582891

Tube Fitting Union to connect two 1/8" OD capillaries, material: stainless steel, Swagelok®

A582671

### Connectors



A2511



A0120



A58260



A58261

### Metal T-connectors

T-connector to connect 3 capillaries with 1/8" OD (material: stainless steel, thread: M8x1), including 3 bushings and ferrules

A2511

T-connector to connect 3 capillaries with 1/16" OD (material: stainless steel, thread: 10-32 UNF), including 3 bushings and ferrules

A0120

Reducer to connect a capillary with 12 mm OD to a capillary with 1/4" OD, material: stainless steel, Swagelok®

A58258

T-connector to connect 3 capillaries with 1/4" OD (material: stainless steel, Swagelok®)

A58261

T-connector to connect 3 capillaries with 1/4" OD (material: titanium, Swagelok®)

A58262



A150-1



A2511-1



A0150

### Polymer T-connectors

T-connector to connect 3 capillaries with 1/16" OD (material: PETP/POM, thread: 10-32 UNF, coned), inclusive 3 bushings and sealing rings

A0150

T-connector to connect 3 capillaries with 1/16" OD (material: PEEK, thread: 10-32 UNF, coned), without bushings

A150-1

T-connector to connect 3 capillaries with 1/8" OD (material: PEEK, thread: M8x1, coned), including 2 one piece 1/8"-PEEK fittings

A2511-1



A0121




A1096



A58272

### SST X-connectors

X-connector to connect 4 capillaries with 1/16" OD (material: stainless steel, thread: 10-32 UNF), including 4 bushings and ferrules	A0121
X-connector to connect 4 capillaries with 1/8" OD (material: stainless steel, thread: M8x1), including 4 bushings and ferrules	A1096
X-connector to connect 4 tubings with 1/4" OD (material: stainless steel, Swagelok®) for 1000 ml/min systems	A58272



A0151

### Polymer X-connectors

X-connector to connect 4 capillaries with 1/16" OD (material: PEEK, thread: 10-32 UNF), including 4 one-piece fittings	A0151
--	-------



A5800



A5801



A5804



A5805

### Pressure release valves

Pressure Release Valve Kit for AZURA® pump P 2.1L and 80P (25 to 50 bar), 1/8", stainless steel, cross piece titanium	A5800
Pressure Release Valve Kit for AZURA® pump P 2.1L and 80P (3.4 to 24 bar), 1/8", stainless steel, cross piece titanium	A5801
Pressure Release Valve for AZURA® pump P 2.1L and 80P (without spring), 1/4", stainless steel	A5802
Backpressure Regulator/pressure release valve kit for 1/16" OD tubing, stainless steel, provides a constant backpressure of 3 bar, contains pressure release valve tee and fittings for 1/16"	A58051
Backpressure Regulator/pressure release valve for 1/16" OD tubing, stainless steel, provides a constant back-pressure of 52 bar, contains pressure release valve tee and fittings for 1/16"	A58051-1
Spring for pressure release valve, 25 - 50 bar	M1070
Spring for pressure release valve, 3.4 - 24 bar	M1080
Back-Pressure Regulator/pressure relief valve for 1/8" and 1/16" OD tubing, 134 µl volume, PEEK, provides a constant back-pressure of 1.4 bar (20 psi), contains pressure release valve tee and fittings for 1/8" and 1/16"	A58041
Backpressure Regulator for 1/16" OD tubing, 134 µl volume, PEEK, provides a constant backpressure of 0.3 bar (5 psi), contains Y assembly and fittings	A5804-1



A70087



A70088



A70084

## Backpressure regulators

Backpressure Regulator for 1/16" OD tubing, 10 - 32 threads, PEEK, Range 1 - 20 bar (15 - 300 psi)	A70087
Backpressure Regulator for 1/16" OD tubing, 10 - 32 threads, PEEK, Range 20 - 103 bar (300 - 1500 psi)	A70088
Backpressure Regulator for 1/16" OD tubing, 10 - 32 threads, stainless steel, Range 90 - 300 bar (1300 - 4200 psi)	A70084
Spare membranes for Backpressure Regulators A70084, A70087, A70088	A70082
Back-Pressure Regulator/pressure relief valve for 1/8" and 1/16" OD tubing, 134 µl volume, PEEK, provides a constant back-pressure of 1.4 bar (20 psi), contains pressure release valve tee and fittings for 1/8" and 1/16"	A5804
Backpressure Regulator for 1/16" OD tubing, 134 µl volume, PEEK, provides a constant backpressure of 0.3 bar (5 psi), contains Y assembly and fittings	A5804-1

## Capillaries and Start up kits



A0130



KNAUER Capillaries, straight

### Capillaries 1/16", SST

Stainless steel, 1/16" OD, 0.1 mm ID, 300 cm length, 1 pc.	A0130
Stainless steel, 1/16" OD, 0.25 mm ID, 300 cm length, 1 pc.	A0131
Stainless steel, 1/16" OD, 0.5 mm ID, 300 cm length, 1 pc.	A0132
Stainless steel, 1/16" OD, 0.7 mm ID, 300 cm length, 1 pc.	A0133
Stainless steel, 1/16" OD, 1 mm ID, 300 cm length, 1 pc.	A0134
Stainless steel, 1/16" OD, 0.1 mm ID, 10 cm length, 10 pcs.	A0123
Stainless steel, 1/16" OD, 0.1 mm ID, 20 cm length, 10 pcs.	A0124
Stainless steel, 1/16" OD, 0.1 mm ID, 30 cm length, 10 pcs.	A0125
Stainless steel, 1/16" OD, 0.25 mm ID, 10 cm length, 10 pcs.	A0126
Stainless steel, 1/16" OD, 0.25 mm ID, 20 cm length, 10 pcs.	A0127
Stainless steel, 1/16" OD, 0.25 mm ID, 30 cm length, 10 pcs.	A0128

### Capillaries 1/16", titanium

Titanium, 1/16" OD, 0.7 mm ID, 50 cm length, 1 pc.	A0506
--	-------

### Capillaries 1/4", SST

Stainless steel, 1/4" OD, 4.6 mm ID, 100 cm length, straight, 1 pc.	A01322-4
Stainless steel, 1/4" OD, 4.6 mm ID, 150 cm length, straight, 1 pc.	A01322-5
Stainless steel, 1/4" OD, 4.6 mm ID, 200 cm length, straight, 1 pc.	A01322-6

### Capillaries 1/8", SST

Stainless steel, 1/8" OD, 1.6 mm ID, 150 cm length, oval bent, 1 pc.	A0639
Stainless steel, 1/8" OD, 2.2 mm ID, 150 cm length, oval bent, 1 pc.	A0640
Stainless steel, 1/8" OD, 2.2 mm ID, 100 cm length, straight, 1 pc.	A0640-4
Stainless steel, 1/8" OD, 2.2 mm ID, 150 cm length, straight, 1 pc.	A0640-5
Stainless steel, 1/8" OD, 2.2 mm ID, 200 cm length, straight, 1 pc.	A0640-6
Stainless steel, 1/8" OD, 1.6 mm ID, 100 cm length, straight, 1 pc.	A0639-4
Stainless steel, 1/8" OD, 1.6 mm ID, 150 cm length, straight, 1 pc.	A0639-5
Stainless steel, 1/8" OD, 1.6 mm ID, 200 cm length, straight, 1 pc.	A0639-6



### Capillaries, AZURA® Analytical K-Connect, SST 1/32" with fitting sleeve for 1/16" connections

Set of precut capillaries 0.1 mm, fittings, connectors and adapters, red	AZF40
Set of precut capillaries 0.18 mm ID, fittings, connectors and adapters, yellow	AZF50
Set of precut capillaries 0.45 mm, fittings, connectors and adapters, black	AZF60
Set of precut capillaries 0.1 and 0.18 mm ID, fittings, connectors and adapters, red/yellow	AZF80



AZF110 / AZF120

### Trouble-free (U)HPLC start-up kits for AZURA® Analytical systems

Start-up Kit for AZURA® Analytical ULDC and UHPLC systems	AZF110
Start-up Kit for AZURA® Analytical HPLC 862 bar systems	AZF120



Trouble-free connection



Trouble-free connection

## Trouble-free (U)HPLC connections with reusable zero dead volume fitting for 1/16"

### Recommended for AZURA® Analytical systems

MarvelXACT™, SST, 0.254 mm ID, 150 mm length		AZF121
MarvelXACT™, SST, 0.254 mm ID, 250 mm length		AZF122
MarvelXACT™, SST, 0.254 mm ID, 350 mm length		AZF123
MarvelXACT™, SST, 0.254 mm ID, 500 mm length		AZF124
MarvelXACT™, SST, 0.254 mm ID, 600 mm length	Pump - Autosampler	AZF125
MarvelXACT™, SST, 0.125 mm ID, 150 mm length		AZF111
MarvelXACT™, SST, 0.125 mm ID, 250 mm length		AZF112
MarvelXACT™, SST, 0.125 mm ID, 350 mm length	Column - Detector / Detector 1 - Detector 2	AZF113
MarvelXACT™, SST, 0.125 mm ID, 500 mm length	Autosampler - Column ≤ 150 mm length / Column - Detector	AZF114
MarvelXACT™, SST, 0.125 mm ID, 600 mm length	Autosampler - Column ≥ 250 mm length	AZF115
MarvelXACT™, SST, 0.1 mm ID, 150 mm length		AZF101
MarvelXACT™, SST, 0.1 mm ID, 250 mm length		AZF102
MarvelXACT™, SST, 0.1 mm ID, 350 mm length	Column - Detector / Detector 1 - Detector 2	AZF103
MarvelXACT™, SST, 0.1 mm ID, 500 mm length	Autosampler - Column ≤ 150 mm length / Column - Detector	AZF104
MarvelXACT™, SST, 0.1 mm ID, 600 mm length	Autosampler - Column > 250 mm length	AZF105
MarvelXACT™, PEEK-lined SST, 0.75 mm ID, 500 mm length	Autosampler - Column ≤ 150 mm length / Column - Detector (UHPLC and ULDC)	AZF05
MarvelXACT™ PEEK-lined SST, 0.75 mm ID, 350 mm length	Column - Detector (UHPLC and ULDC) / Detector 1 - Detector 2	AZF05-1
MarvelXACT™, PEEK-lined SST, 0.75 mm ID, 600 mm length		AZF05-2
Flexible SST capillary, 0.18 mm ID, 900 mm length, without fittings	Pump - Autosampler for systems with two AZURA® L detectors or benchtop installation	AZF55-1



AZF41

AZF51

AZF61

### Capillaries, AZURA® Analytical K-Connect, SST 1/32" with fitting sleeve for 1/16" connections

Stainless steel, 0.1 mm ID, 150 mm length, red	AZF41
Stainless steel, 0.1 mm ID, 300 mm length, red	AZF42
Stainless steel, 0.1 mm ID, 400 mm length, red	AZF43
Stainless steel, 0.1 mm ID, 700 mm length, red	AZF44
Stainless steel, 0.1 mm ID, 900 mm length, red	AZF45
Stainless steel, 0.18 mm ID, 150 mm length, yellow	AZF51
Stainless steel, 0.18 mm ID, 300 mm length, yellow	AZF52
Stainless steel, 0.18 mm ID, 400 mm length, yellow	AZF53
Stainless steel, 0.18 mm ID, 700 mm length, yellow	AZF54
Stainless steel, 0.18 mm ID, 900 mm length, yellow	AZF55
Stainless steel, 0.45 mm ID, 150 mm length, black	AZF61
Stainless steel, 0.45 mm ID, 300 mm length, black	AZF62
Stainless steel, 0.45 mm ID, 400 mm length, black	AZF63
Stainless steel, 0.45 mm ID, 700 mm length, black	AZF64
Stainless steel, 0.45 mm ID, 900 mm length, black	AZF65

### AZURA® Capillary start-up kit, SST

AZURA® start-up kit 1/16", stainless steel, capillary kit	A9849
AZURA® start-up kit 1/16", stainless steel, semi-prep, capillary kit	A9849-1
AZURA® start-up kit 1/8", stainless steel, capillary kit	A9850
AZURA® start-up kit 1/16", stainless steel, 0.25 mm ID precut capillaries	AZF70
AZURA® Accessory kit for ScaleUp system, 1/16" (0.25, 0.5, and 0.7 mm ID), stainless steel	A9850-1
AZURA® Start-Up Kit 1/4" HPG, stainless steel, set of capillaries and fittings	A9850-2
AZURA® Start-Up Kit 1/4" LPG, stainless steel, Set of capillaries and fittings	A9850-3





A50041



A9849-2



A70501

### AZURA® Capillary start-up kits for special HPLC systems

AZURA® GPC Cleanup Start up kit, Tefzel-(ETFE) tubing, OD 1/16", ID 0.7 mm	A50041
AZURA® Accessory kit for ScaleUp system, 1/16" (0.25, 0.5, and 0.7 mm ID), stainless steel	A9850-1
AZURA® Capillary Start-up kit for educational system 1/16", stainless steel	A9849-2
AZURA® Start-up Kit PEEK, for Analytical HPLC System, up to 5 ml/min or 300 bar	A70501

### Tubing

Articles grouped under the expression "by meter" can be shipped in the desired length, by simply ordering it multiple times. E.g. ordering 3.4 x A2528 will result in capillary with a length of minimum 3.4 meters.



**Note:** If you need tubings with an exact length, please contact KNAUER directly.



A70500



A70500A



A70600



A70300

### Tubing start-up kits for FPLC

AZURA® FPLC Start-up kit, PEEK, 1/16" for 10 ml/min FPLC systems	A70500
AZURA® FPLC Start-up kit, transparent FEP, 1/16" for FPLC systems up to 10 ml/min and 20 bar	A70500A
AZURA® FPLC Start-up kit, PEEK/Tefzel, 1/16" for 50 ml/min FPLC systems	A70600
AZURA® FPLC Start-up kit, FEP/PEEK, 1/8" for 100 ml/min - 500 ml/min FPLC systems	A70300
AZURA® FPLC Start-up kit, PEEK, 1/8" for 100 ml/min - 500 ml/min FPLC systems, up to 100 bar.	A70300A
AZURA® FPLC Start-up kit, PEEK/Tefzel, 1/16" for FPLC systems up to 100 ml/min	A70300B
AZURA® FPLC Start-up kit, 1/4" for 1000 ml/min FPLC systems	A70400
AZURA® Start-Up Kit 1/4" HPG, PFA, set of capillaries and fittings	A9850-4



A9869



A9869-1

### Tubing, various OD, FEP

2.1 mm ID, 300 cm length, FEP tubing, 1/8" OD	A9869
0.81 mm ID, 300 cm length, FEP tubing, 1/16" OD	A9869-1



A2522

### Tubing 1/16" OD, PEEK, by meter

0.13 mm ID, variable length, max. pressure 420 bar, red striped	A2522
0.18 mm ID, variable length, max. pressure 400 bar, yellow striped	A2523
0.25 mm ID, variable length, max. pressure 385 bar, blue striped	A2524
0.50 mm ID, variable length, max. pressure 350 bar, orange striped	A2525
0.75 mm ID, variable length, max. pressure 240 bar, green striped	A2526
1.00 mm ID, variable length, max. pressure 165 bar, grey striped	A2527
1.40 mm ID, variable length, max. pressure 50 bar, black striped	A2528

### Tubing 1/8" OD, PEEK, by meter

0.75 mm ID, variable length, max. pressure 345 bar, natural	A2541
1.59 mm ID, variable length, max. pressure 220 bar, natural	A2540
2.00 mm ID, variable length, max. pressure 165 bar, natural	A2542



A0182-1

### Tubing 1/16" OD, Tefzel™, by meter

0.25 mm ID, variable length, max. pressure 185 bar	A0182-1
0.75 mm ID, variable length, max. pressure 115 bar	A0183-1
1.0 mm ID, variable length, max. pressure 85 bar	A04781-1

### Tubing 1/8" OD, ETFE, by meter

1.6 mm ID, variable length, max. pressure 70 bar A0478-1

### Tubing, various OD, PTFE, by meter

0.45 mm ID, variable length, max. pressure 150 bar, 1.6 mm (1/16") OD A0152-1  
 0.9 mm ID, variable length, 1.6 mm OD A04782-1  
 1.45 mm ID, variable length, max. pressure < 10 bar, 2 mm OD A0153-1  
 1.5 mm ID, variable length, max. pressure 35 bar, 3.2 mm (1/8") OD A0732-1  
 2 mm ID, variable length, 1/8" OD A0873-1  
 3 mm ID, variable length, max. pressure 20 bar, 4 mm OD A0154-1  
 7 mm ID, variable length, 9 mm OD A1099-1  
 1.6 mm ID, variable length, 1/8" OD, black, antistatic A3306  
 4.4 mm ID, variable length, 1/4" OD, black, antistatic A3307

### Tubing, various OD, PFA, by meter

PFA tubing, 1/4" OD, 4 mm ID, translucent, max. pressure 15.4 bar, variable length A31891  
 PFA tubing, 1/8" OD, 1.6 mm ID, translucent, variable length A31892  
 PFA tubing, 1/4" OD, 4.8 mm ID, translucent, max. pressure 15.4 bar, variable length A31891-1  
 PFA tubing, 1/8" OD, 2.4 mm ID, translucent, variable length A31892-1

## Inline and pre-column filter, shut-off valves, and adapters



A3381



A00161



B2



A00164-1

### Inline filters, SST, for HPLC

Inline Filter (prep.) 5-10 µm, stainless steel, max. flow rate 1000 ml/min (for 1/8" tubing) A3381  
 Replacement frit for A3381 5-10 µm, stainless steel, max. flow rate 1000 ml/min A33811  
 Inline Filter, PEEK body, stainless steel frit, 1/16", to protect your column, with 2 µm pore size, 3 pcs., easily connected directly to any column A00161  
 UHPLC/HPLC precolumn filter, universal, 0.5 µm titanium frit, set of 5, stainless steel body, up to 1034 bar B2  
 Inline Filter, stainless steel, frit 0.5 µm, 0.2 µl, for 1/16" capillaries, 0.25 mm bore, up to 1375 bar A00164  
 Frit 0.5 µm, 0.2 µl for Inline Filter, stainless steel with 0.25 mm bore up to 1375 bar, 5 pcs. A00164-1



A3378



A3378-1



A00162

### Inline and pre-column filter, biocompatible, for FPLC

Inline Filter, PEEK/Titanium, 1/16", biocompatible, to protect your column, with 2 µm pore size titanium frit	A3378
Inline Filter, PEEK/Titanium, 1/16", biocompatible, to protect your column, with 10 µm pore size titanium frit	A3379
Replacement Frits 2 µm for Inline Filter, PEEK/Titanium, biocompatible	A3378-1
Replacement Frits 10 µm for Inline Filter, PEEK/Titanium, biocompatible	A3379-1
Inline Filter, PEEK body, titanium frit, 1/16", to protect your column, with 0.5 µm pore size, 3 pcs., easily connected directly to any column	A00162
Inline Filter, PEEK body, titanium frit, 1/16", to protect your column, with 2 µm pore size, 3 pcs., easily connected directly to any column	A00163



A5811

### Shut-off valves

Shut-off valve, PEEK, 1/16", including connectors (1/4"-28 flat bottom)	A5811
Shut-off valve, PEEK, 1/8", including connectors (1/4"-28 flat bottom)	A5812



A1980



A7237



A7238

### Adapters

Luer Adapter to 10-32, ETFE, female Luer to male 10/32 threads for injection, simply screw the adapter in the port of your injection valve	A1980
Adapter to connect a capillary with 1/8" OD (thread: 1/4-28 UNF coned) to 1/16" V4.1 valve (thread: 10-32 UNF coned), material: SST	A7237
Adapter to connect a capillary with 1/8" OD (thread: 1/4-28 UNF) to 1/16" V4.1 valve (thread: 10-32 UNF coned), material: PEEK	A7238

## Safety-caps



A59257



A59257-1



A59259



A59258

### Safety caps sets for AZURA analytical systems

For isocratic systems, incl. filters, bottles and fittings

A59257

Safety Caps Set for HPG/LPG systems, incl. filters, bottles and fittings (4 pcs.)

A59257-1

For HPG systems, incl. filters, bottles and fittings (2 pcs.)

A59257-2

Eluent waste kit for all AZURA® Analytical systems, incl. filter, waste can and cap

A59258

Safety Cap set for AZURA® Preparative systems, for one eluent line, incl. filter, bottle and fittings

A59259

Waste Cap set for AZURA® Preparative systems, incl. filter, canister and fittings

A59259-1



A59260



A59261



A59231



A59234

### Safety caps

Eluent Safety Cap, GL45 Thread, 2 ports, 1/4"-28 connection, including air valve and fittings

A59260

Eluent Safety Cap Prep, GL45 Thread, 2 ports for 1/4" tubing, including air filter and fittings

A59261

Eluent Safety Cap Prep, GL45 Thread, 2 ports for 1/4" tubing, including air filter and fittings

A59262

Eluent Safety Cap Filter, spare part, 6 months usable

A59263

VICI Cap, GL45 Thread, 3 ports, 1/4"-28 connection, including O-ring EPDM, nuts and ferrules

A59231

VICI Safety Cap with stopcocks, GL45 Thread, 3 ports, 1/4"-28 connection, including O-ring EPDM, nuts and ferrules

A59234

VICI Safety Cap with stopcocks, GL45 Thread, 4 ports, 1/4"-28 connection, including O-ring EPDM, nuts and ferrules

A59235

VICI Waste Cap, GL45 Thread, 3 ports 1/4"-28 connection, 1 x 10M x 1 for barbed hose adapter, including O-ring EPDM, nuts and ferrules

A59236

VICI Cap, GL45 Thread, 2 ports, 1/4"-28 connection, including O-ring EPDM, nuts and ferrules

A59232

VICI Cap, GL45 Thread, 2 ports, 1/4"-28 connection, including O-ring EPDM, nuts and ferrules

A59230

VICI Safety Cap with stopcocks, GL45 Thread, 2 ports, 1/4"-28 connection, including O-ring EPDM, nuts and ferrules

A59233



A59240



A59241



A59242



A59243

## Safety caps accessories

VICI Safety Air Inlet Valve with 4 mm filter, fit any VICI cap or VICI safety cap	A59240
VICI Safety Air Inlet Valve with 15 mm filter, fit any VICI cap or VICI safety cap	A59241
VICI Safety Exhaust Filter filled with absorbent, fit any VICI cap or VICI safety cap	A59242
VICI Safety Exhaust Filter with detector, filled with absorbent, fit any VICI cap or VICI safety cap	A59243
O-ring FEP coated for sealing all VICI caps or VICI safety caps, improved chemical resistance	A59244
VICI 1/4-28 flangeless nuts, PPS, for 1/16" tubing, for VICI caps, 10 pcs.	A59245
VICI 1/4-28 flangeless nuts, PPS, for 1/8" tubing, for VICI caps, 10 pcs.	A59246
VICI inverted ferrules, ETFE, for 1/16" tubing, suitable for A59245, for VICI caps, 10 pcs.	A59247
VICI inverted ferrules, ETFE, for 1/8" tubing, suitable for A59246, for VICI caps, 10 pcs.	A59248
VICI plugs, PEEK, 1/4"-28, 1 pc., for closing unused ports for VICI caps	A59249
VICI Barbed hose adapter for 1/8" tubing, for VICI caps	A59251
Cellulose filter, 0.2 µm, 4 mm diameter for VICI Safety Air Inlet Valve, fit any VICI cap or VICI safety cap	A59252
Cellulose filter, 0.2 µm, 15 mm diameter for VICI Safety Air Inlet Valve, fit any VICI cap or VICI safety cap	A59253
VICI Barbed hose adapter for 8 mm ID tubing, for VICI caps	A59254
For basic solutions in IC, fit any VICI cap or VICI safety cap	A59255
AZURA® Tubing kit with cap and solvent filter (A3375, stainless steel, 10 µm), suitable for all analytical HPLC systems	A9650

## Sample vials



A09340



A09342

## Vials

Glass material	Closure type	Nominal diameter*	Volume [ml]	Units per package	Article number
Clear	Screw neck	ND 9	1.5	100	A09302
Clear	Crimp neck	ND 11	1.5	100	A09322
Clear	Snap ring	ND 11	1.5	100	A09342
Amber	Screw neck	ND 9	1.5	100	A09300
Amber	Crimp neck	ND 11	1.5	100	A09320
Amber	Snap ring	ND 11	1.5	100	A09340



A09324



A09344



A09305



A09304

## Caps

Closure type	Septum	Pre-slit	Cap material	Units per package	Article number
Screw Neck	PTFE/Silicone	No	Blue Polypropylen	100	A09304
Screw Neck	PTFE/Silicone	Yes	Blue Polypropylen	100	A09305
Crimp Neck	PTFE/Silicone	No	Aluminum	100	A09324
Crimp Neck	PTFE/Silicone	Yes	Aluminum	100	A09325
Snap Ring	PTFE/Silicone	No	Clear Polypropylen	100	A09344
Snap Ring	PTFE/Silicone	Yes	Clear Polypropylen	100	A09345



A09362



A09361



A09360

## μ-inserts

Volume μl	Bottom	Units per package	Article number
250	Conic with plastic spring	100	A09360
300	Conic	100	A09361
400	Flat	100	A09362



A09339

## Accessories

Product	Units per package	Article number
Manual crimper pliers	1	A09339

## Laboratory filtration



A09003



A09013



A09033



A09043

## Sepapure® Syringe Filters

Sample volume	Diameter [mm]	Pore size [µm]	Membrane material	Housing material	Solvent compatibility	Units per package	Article number
< 10 ml	13	0.22	Nylon	Polypropylen	aqueous and organic	500	A09000
< 10 ml	13	0.45	Nylon	Polypropylen	aqueous and organic	500	A09001
< 50 ml	25	0.22	Nylon	Polypropylen	aqueous and organic	100	A09002
< 50 ml	25	0.45	Nylon	Polypropylen	aqueous and organic	100	A09003
< 50 ml	25	0.45	hPTFE	Polypropylen	aqueous and organic	100	A09013
< 50 ml	25	0.45	CA	Polypropylen	aqueous	100	A09033
< 50 ml	25	0.45	PTFE	Polypropylen	organic	100	A09043
< 100 ml	30	0.22	Nylon	Polypropylen	aqueous and organic	100	A09004
< 100 ml	30	0.45	Nylon	Polypropylen	aqueous and organic	100	A09005



A09101

A09103

A09104

## Sepapure® Membrane Disc Filters

Diameter [mm]	Pore size [µm]	Membrane material	Solvent compatibility	Units per package	Article number
13	0.22	Nylon	aqueous and organic	100	A09100
13	0.45	Nylon	aqueous and organic	100	A09101
25	0.22	Nylon	aqueous and organic	100	A09102
25	0.45	Nylon	aqueous and organic	100	A09103
25	0.22	hPTFE	aqueous and organic	100	A09112
25	0.45	hPTFE	aqueous and organic	100	A09113
25	0.22	CA	aqueous	100	A09132
25	0.45	CA	aqueous	100	A09133
25	0.22	PTFE	organic	100	A09142
25	0.45	PTFE	organic	100	A09143
25	0.22	PES	aqueous	100	A09152
25	0.45	PES	aqueous	100	A09153
47	0.22	Nylon	aqueous and organic	100	A09104
47	0.45	Nylon	aqueous and organic	100	A09105





A09211/A09201

## Filter units

Filter unit type	Product	Article number
Glass vacuum filter unit	Set, 1000 ml, ground glass joint	A09200
	Set, 2000 ml, ground glass joint	A09201
	Collection flask, 1000 ml, ground glass joint	A09202
	Collection flask, 2000 ml, ground glass joint	A09203
	Set, 1000 ml, rubber joint	A09210
	Set, 2000 ml, rubber joint	A09211
	Collection flask, 1000 ml, rubber joint	A09212
	Collection flask, 2000 ml, rubber joint	A09213
Reusable syringe filter holder	Polypropylen, 13 mm	A09220
	Polypropylen, 25 mm	A09221
	Polypropylen, 47 mm	A09222



A01242



A0272



A7013



A02330

## Osmometry consumables

Pack of 12 ampules NaCl calibrating solution, 300 mOsmol/kg	A01240
Pack of 12 ampules NaCl calibrating solution, 400 mOsmol/kg	A01241-1
Pack of 12 ampules NaCl calibrating solution, 850 mOsmol/kg	A01250
Pack of 12 ampules NaCl calibrating solution, 100 mOsmol/kg	A01242
Pack of 12 ampules NaCl calibrating solution, 2000 mOsmol/kg	A01248
100 Pack of plastic sample tubes for Semi-Micro Osmometer K-7400S	A02721
500 Pack of plastic sample tubes for Semi-Micro Osmometer K-7400S	A0272
1000 Pack of plastic sample tubes for the Semi-Micro Osmometer K-7400S	A0720
Cleaning tissue, lint-free, for thermistor cleaning	A02330
Printer paper for the plain paper printer A3711 (60 m roll)	A7013
Ribbon cartridge for the plain paper printer A3711 (black)	A7014

## Standards for Performance Verification (PV)

A PV procedure is recommended for testing newly installed AZURA® systems as well as for regularly monitoring the system performance.

This table gives an overview of the needed PV document, PV standard and separation column for a specific AZURA® system.



Backpressure range	Type of detection	Flow cell path length [mm]	Injection: Sample loop volume [μl]	PV document	Article no. of PV standard	Article no. of HPLC column
<b>UHPLC systems</b> (max. 1000 bar)	UV, DAD	10	1 - 20	VPV-001: Analytical HPLC, UV detection	A01260-3	10BE181E2F
	UV, DAD	10	21 - 100	VPV-001: Analytical HPLC, UV detection	A01260-2	10BE181E2F
	UV, DAD	50	1 - 20	VPV-001: Analytical HPLC, UV detection	A01260-2	10BE181E2F
	UV, DAD	50	21 - 100	VPV-001: Analytical HPLC, UV detection	A01260-1	10BE181E2F
	FLD	all	1 - 20	VPV-004: Analytical HPLC, FL detection	A01262-2	10BE181E2F
	FLD	all	21 - 100	VPV-004: Analytical HPLC, FL detection	A01262-3	10BE181E2F
	RID	all	all	VPV-002: Analytical HPLC, RI detection	A01261-1	05WE184E2J
<b>HPLC Plus systems</b> (max. 862 bar)	UV, DAD	10	1 - 20	VPV-001: Analytical HPLC, UV detection	A01260-4	15WE181E2J
	UV, DAD	10	21 - 100	VPV-001: Analytical HPLC, UV detection	A01260-3	15WE181E2J
	UV, DAD	50	1 - 20	VPV-001: Analytical HPLC, UV detection	A01260-3	15WE181E2J
	UV, DAD	50	21 - 100	VPV-001: Analytical HPLC, UV detection	A01260-2	15WE181E2J
	FLD	all	1 - 20	VPV-004: Analytical HPLC, FL detection	A01262-1	15WE181E2J
	FLD	all	21 - 100	VPV-004: Analytical HPLC, FL detection	A01262-2	15WE181E2J
	RID	all	all	VPV-002: Analytical HPLC, RI detection	A01261-1	05WE184E2J
	ECD in PAD mode	n/a	20, 100	VPV-106: AZURA systems with ECD	A01132	n/a
	ECD in DC mode	n/a	20, 100	VPV-106: AZURA systems with ECD	A01273-2 A01273-3	n/a
	UV (normal phase)	10, 50	10, 20, 100	VPV-009: AZURA HPLC systems in normal phase mode	n/a	15WE000E2J
	RID (normal phase)	all	all	VPV-009: AZURA HPLC systems in normal phase mode	n/a	15WE000E2J
<b>Preparative HPLC systems</b>	UV, DAD	≤ 2	all	VPV-007: Preparative HPLC, UV detection	A01264-1	05JE181E2J
	UV, DAD	> 2	all	VPV-007: Preparative HPLC, UV detection	A01264-2	05JE181E2J
	RID	all	all	VPV-008: Preparative HPLC, RI detection	A01265-1	05IE184E2J
<b>FPLC systems</b>	UV, DAD	all	all	VPV-003: AZURA FPLC systems	A01261-1	05WE184E2J

# Software & PC Hardware

## Mobile Control for Windows



With the hand-held Mobile Control and Mobile Control Chrom software you have your devices and systems at your fingertips. Remotely control and monitor your devices and enjoy the touch-screen-optimized user interface. Choose Mobile Control as an easy-to-use and cost-effective control software!

**Mobile Control Display** provides full access to devices. Change device settings, set operating parameters, automate device control or check the system status. Mobile Control features all functionalities of a device display.

**Mobile Control Data** features data acquisition of pump and detector traces in addition to full device control.

**Mobile Control FRC** features a fraction collection option for simple preparative applications.

**Mobile Control LNP** features a predefined method structure and ready-to-use workflow for easy formulation.

**Only pay for what you use:** Mobile Control features basic functions to operate devices and systems. The software can operate dedicated applications which do not require a highly developed and cost-intensive Chromatographic Data System (CDS).

**Save space:** Mobile Control runs on a tablet. Especially in labs with little space avoiding a desktop PC with keyboard and monitor can be a decisive factor. The touch-optimized user interface allows device control using just your fingers.

**Save time:** Mobile Control convinces due to an intuitive user interface and a clearly structured menu function. The training period is minimal in comparison to a complex CDS.

**Free updates:** With every release new features are available in Mobile Control. Download the current version for free.

**Free trial:** To evaluate if Mobile Control holds up to your expectations, you can download the software and test the free trial option. Perfect for those who'd like to try before they buy.

**Customized software design:** Mobile Control is made by KNAUER and can be adapted to the requirements of our OEM partners.



This software supports a wide range of instruments:

[www.knauer.net/softwarecontrol](http://www.knauer.net/softwarecontrol)



For PC hardware & periphery see p. 107

### Specifications

<b>Software name</b>	<b>Mobile Control Display</b> without data acquisition <b>Mobile Control Data</b> with data acquisition <b>Mobile Control FRC</b> with data acquisition and fraction collection option <b>Mobile Control LNP</b> with data acquisition and formulation user interface
<b>Operating system</b>	Windows 10, Windows 11
<b>Software version</b>	Display, Data, FRC: Mobile Control v6.0x, Data Viewer v6.0x LNP: Mobile Control v6.2.X, Data Viewer v6.2.X
<b>Supported instruments</b>	Consider release notes (downloads below)
<b>Field of application</b>	Display software, device control, simple preparative applications with fraction collection

### Expandability

<b>Stand-alone</b>	yes
<b>Multi-user environment</b>	yes
<b>Report functions</b>	yes
<b>Special features</b>	with tablet



Free demo version:  
[www.knauer.net/mobilecontrol](http://www.knauer.net/mobilecontrol)

### Ordering details:

#### Software

A9607	Mobile Control Display without data acquisition including tablet
A9608	Mobile Control Data with data acquisition including tablet
A96132	Mobile Control FRC with data acquisition and fraction collection option including tablet
A96134	Mobile Control LNP for control of IJM NanoScaler systems including tablet and mount
A9610	Mobile Control Display without data acquisition
A9612	Mobile Control Data with data acquisition
A9613	Mobile Control with data acquisition and column test option
A96131	Mobile Control FRC with data acquisition and fraction collection option
A96133	Mobile Control LNP for control of IJM NanoScaler systems
A9614	Upgrading Mobile Control Display A9610 to Data A9612
A96141	Upgrade Mobile Control Data A9612 to FRC A96131

**Accessories**

A96182	USB-C-LAN network adapter for tablets
A64809	WiFi router, 8x LAN GBit RJ-45 ports, 1x WAN GBit RJ-45 port
A64809INT	WiFi router, 8x LAN GBit RJ-45 ports, 1x WAN GBit RJ-45 port, power plug UK, US or AUS
A64811	Single device WLAN router for Mobile Control - 1x RJ45, 10/100 MBit; WLAN
A9617	Mobile Control Mount - flexible tablet mount for tablets
A131261	Docking station for Tablet MS Surface Go

# OpenLab® CDS EZChrom Edition / CDS

## OpenLab® CDS EZChrom Edition

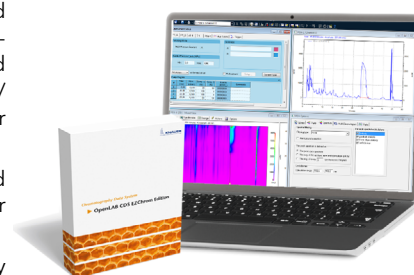
OpenLAB® CDS EZChrom Edition is the next generation of chromatography data systems and the successor of ChromGate CDS. OpenLAB® CDS EZChrom Edition provides chromatography data acquisition, processing and control of GC and LC chromatographs and is used in chromatography operations ranging from single user/single instrument to multi-user/multi-instrument laboratories. It provides support of devices from KNAUER and many other manufacturers.

The basic workstation license can only be installed on one PC and allows for control and data acquisition from one system. The license includes System Suitability, Fraction Collector Control and one year Software Maintenance Agreement (SMA).

The system suitability option allows for test if the system is suitable for particular analysis by testing several parameters as resolution, peak asymmetry and theoretical plates.

The KNAUER fraction collector control option includes the drivers of several fraction collectors, including the KNAUER electric valves, and supports fractionation by time, the peak recognition by level and/or slope, also with spectral confirmation. Collet Slices allows for setting a desired volume for each fraction, within the defined fraction vial volume. Also, manual fractionation is supported. The collected fractions will be visualized in the rack view with retention time and volume. If a chromatogram of your separation already exists, the required fractionation commands can be derived directly from the chromatogram with a double mouse-click. The combination of virtual detector and virtual fraction collector allows for optimizing the fractionation settings from an existing chromatogram of your separations without any physically existing device and, therefore, without the loss of solvent or target substance.

OpenLAB® EZChrom Edition and EZChrom Elite are registered trademarks of Agilent Technologies, Inc.



This software supports a wide range of instruments:  
[www.knauer.net/softwarecontrol](http://www.knauer.net/softwarecontrol)



For PC hardware & periphery  
see p. 119

## Specifications

<b>Software name</b>	OpenLAB CDS EZChrom Edition
<b>Extensions / Licenses</b>	Fraction collection, System suitability, PDA / 3D UV
<b>System architecture</b>	32-bit CDS
<b>Operating system</b>	Depends on CDS version. Latest version, supported by KNAUER drivers, is A.04.10. It runs on Windows 10 Prof./Enterprise, 64-bit and Windows 7 Prof., 32- and 64-bit.

## Additional options/extensions

<b>FRC option</b>	always included, for preparative HPLC, adds tools for detector controlled fraction collection, solvent and peak recycling, stacked injection, rack view with information about RT and volume
<b>FRC features</b>	fractionation can be controlled by time (volume), level, slope including AND/OR combination of these criteria, spectra comparison, local maximum and local minimum, slices, full manual control of fractionation during a run
<b>PDA option</b>	3D chromatogram, peak purity analysis, spectrum search in self-made or commercial spectra library (must be converted in OpenLAB® spectral library format)
<b>GPC/SEC option</b>	license is discontinued
<b>System suitability test</b>	license always included, automates the calculation of system suitability parameters for system validation

## Ordering details:

### Software

A2600-1	OpenLAB® CDS EZChrom Edition workstation for one system with SMA and 4x System Suitability
A2610-1	OpenLAB® CDS EZChrom Edition 3D option for UV detectors MW-1, 2550 and 2600
A2611-1	OpenLAB® CDS EZChrom Edition 3D UV Option for DAD DAD6.1L, DAD2.1L, PDA-1, S2850
A2602-1	OpenLAB® CDS EZChrom Edition Instrument Control License
A2614-1	OpenLAB® CDS EZChrom Edition for distributed systems - please ask for desired configuration
A2618-12	OpenLab® CDS EZChrom Edition drivers for Sedex 80/85/90 LT
A2618-13	OpenLab® CDS EZChrom Edition drivers for Sedex 100/LC/FP

## OpenLab® CDS



The latest CDS from Agilent will be available from KNAUER with drivers for our AZURA® (U)HPLC series later this year.

### Ordering details:

#### Software

A2630-1	OpenLab® CDS Workstation
A2632-1	OpenLab® CDS Workstation Plus
A2634-1	OpenLab® CDS non-Agilent Instrument Connection

## ClarityChrom®

KNAUER ClarityChrom® is a powerful, yet easy-to-use chromatography software (or chromatography data system, CDS) for instrument control, data acquisition and data processing. ClarityChrom is designed for smaller laboratories. It is an economical solution compared to other more complex chromatography software while still offering FDA 21 CFR Part 11 compliance.

ClarityChrom comes as a complete package with LC control and including autosampler control. It is scalable from 1 up to 4 systems; depending on the desired instruments. The built-in fractionation option as well as the optional extensions as SST for automated system tests, PDA for 3D (UV spectra) data handling, GPC analysis, MS and GC control cover a wide range of the requirements for a CDS on a modern lab. KNAUER additionally offers a more advanced fractionation with the KNAUER FRC control module.

ClarityChrom supports all KNAUER devices that can be controlled by software. Please refer to the instrument support list in the Support section of our website, the download link can be found below. Beside this, devices and systems from more than 45 manufacturers can be controlled. Additionally, data acquisition can also be performed with any detector providing a voltage output by simply connecting a KNAUER IFU 2.1 interface box or any other supported A/D converter.


The system suitability (SST) extension automates the calculation of system suitability parameters for system validation and calculates up to 12 parameters and compares the results with the limits the user has set.

The PDA extension allows to acquire and process 3D data from a photo diode array detector (KNAUER PDA detectors are fully supported). The PDA extension provides peak purity analysis and peak identification by spectral library search in self-made or commercial spectra libraries.

The SEC/GPC extension provides interactive and automated gel permeation chromatography analysis, including recalibration and GPC reporting, as well as simplifies the retrieval of GPC data. The GPC extension allows flow rate and multi-detector delay corrections and includes Narrow, Broad and Broad on Narrow calibrations.

ClarityChrom comes with some basic fractionation functionality. The KNAUER-exclusive KNAUER FRC control module for ClarityChrom adds more drivers of several fraction collectors and supports the peak recognition by level and/or slope as well as fractionation by time. Also more advanced functionality as solvent recycling, manual fractionation and rack view with detailed fraction information and chromatogram links are available. The functionality corresponds exactly to the KNAUER preparative functionality of discontinued ClarityChromPrep.

ClarityChrom offers all the necessary operations for an analytical lab. Moreover, the preparative version adds fractionation options to this feature list and allows more flexibility in the lab. ClarityChrom is the best solution for all laboratories searching for an up-to-date and robust software with support of devices from many manufacturers to be flexible in instrumentation but also meet the requirements for modern laboratories.



This software supports a wide range of instruments:

[www.knauer.net/en/supp\\_cc](http://www.knauer.net/en/supp_cc)



For PC hardware & periphery see p. 107



Further information:

[www.knauer.net/claritychrom](http://www.knauer.net/claritychrom)

### Specifications

<b>Software name</b>	ClarityChrom 9.0
<b>Extensions / Licenses</b>	PDA / 3D UV, System suitability, Fraction collection, SEC/GPC, Mass spectrometry
<b>System architecture</b>	32-bit CDS
<b>Operating system</b>	Windows 11, Windows 10, Windows 8.1, Windows 7, all 32- and 64-bit

<b>Expandability</b>	
<b>Stand-alone</b>	Workstation version, max. 4 systems controlled by one computer, max. 3 LC systems, max. 2 systems with PDA or 1 system with MS or special devices per computer
<b>Client/server</b>	No Client/Server functionality
<b>Multi-user environment</b>	Selectable system of user accounts with independently customizable behavior and appearance for individual users
<b>Network environment</b>	Easy offline data sharing (at the file level) among all stations in a local network
<b>Fields of application</b>	Analytical and preparative HPLC, GPC/SEC, GC, MS
<b>Supported instruments</b>	All KNAUER devices are supported, driver for devices from many other manufacturers are available
<b>Instrument connection</b>	Supports RS-232, Ethernet, PCI interface card, A/D-D/A interface
<b>Recommended PC hardware</b>	Pentium 2 GHz, 4 GB RAM, 80 GB free hard disk space, separate graphics card if one PC should control more than one system, USB for dongle, connectors as LAN, RS-232 etc. for device control
<b>Graphics capabilities</b>	Multiple chromatogram view and overlay, PDA view
<b>Integration</b>	27 integration parameters (peak width, threshold, tangent slope ratio etc.) integration parameters programmable in time, automatic re-integration
<b>Calculation types</b>	with/without calibration (int./ext. standard method)
<b>Security and GLP</b>	Installation qualification test of the software; FDA 21 CFR Part 11 conformance, validation with virtual detector
<b>Instrument control</b>	method-based instrument control, Instrument status display and Direct-Control mode,
<b>Calibration</b>	6 types of calibration curves, up to 20 levels, reference peaks, groups, unlimited number of standards (peaks), LOD, LOQ
<b>Chromatogram operations</b>	Overlay view, custom labels and settings, also applying mathematical operations to chromatograms
<b>Automation</b>	Sequences, automatic launch of selected commands or applications immediately following chromatogram acquisition - Post run, Batch
<b>Presentation of results</b>	Integrated customizable table of results, columns with userdefined calculation, summary table, and export in text or database format
<b>Calculations</b>	Custom: 12 predefined mathematical operators, 15 basic and 4 summary functions, special: Kovats indexes for GC, determination of noise/drift, performance calculations
<b>Data import and export</b>	ASCII, AIA, dBase
<b>Additional options/extensions</b>	
<b>FRC option</b>	separate license option; Control of fraction collectors and KNAUER valve drives as fraction collector, fractionation per time/level/slope, rack info with filling level and chromatogram link
<b>PDA option</b>	separate license option; 3D chromatogram, peak purity analysis, spectrum search in self-made or commercial spectra library
<b>GPC/SEC option</b>	separate license option; molecular weight determination in size exclusion chromatography with various calibration methods
<b>System suitability test</b>	separate license option; automates the calculation of system suitability parameters for system validation
<b>Note</b>	Autosampler control included

## Ordering details:

### Software

A1670	ClarityChrom® single instrument license for one time base
A1674	ClarityChrom® offline license for data evaluation
A1671	ClarityChrom® additional instrument license on additional time base
A1676	ClarityChrom® option for PDA data processing
A1677	ClarityChrom® system suitability option
A1678	ClarityChrom® option for GPC data processing
A1679	ClarityChrom® option for MS data processing
A1682	ClarityChrom® KNAUER FRC control module for preparative HPLC
A1681	Upgrade for one system from former version to latest ClarityChrom®
A1683	Upgrade for ClarityChrom® Offline from former version to latest ClarityChrom®
A1687	Upgrade for former ClarityChrom® Prep to latest ClarityChrom® with KNAUER FRC control module
A1690	30-day trial version of ClarityChrom
A1675	ClarityChrom® university package one offline license




# PurityChrom® 6 NEW

**PurityChrom 6** is the next generation of KNAUER's purification software.

It is designed to address all separation tasks in bio-purification and preparative HPLC.

PurityChrom 6's animated flow path visualization improves usability and method writing. Methods can be also divided into different steps. The software also enables intelligent and flexible fractionation. Furthermore, different hardware configurations can be managed and controlled. The cherry on top? The software also meets the standards of GAMP 5 and 21 CFR part 11.

The basic license enables the control of up to 2 pump systems, 2 detectors, 1 fraction collector and an unlimited number of valves. To control an extended purification system, please refer to the other PurityChrom licenses. To also get the full GMP documentation including OQ, GAMP 5 and 21 CFR part 11 certificates, please refer to the special GMP license of PurityChrom 6.



## Specifications

### Software

<b>Software name</b>	PurityChrom® 6
<b>Operating system</b>	Windows 10, Windows 11 (English or German only)

### Expandability

<b>Stand-alone</b>	License for controlling one system
<b>Multi-user environment</b>	Optional user administration with individual assignment of rights for individual users
<b>Fields of application</b>	FPLC & Prep LC
<b>Instrument connection</b>	supports RS-232, Ethernet, A/D-D/A interface
<b>Integration</b>	Real-time analysis of peaks, automatic or manual integration and baseline correction
<b>Security and GLP</b>	FDA 21 CFR Part 11, GAMP 5 conformance
<b>Automation</b>	via sequences
<b>Presentation of results</b>	Individual report configuration as pdf or csv
<b>Special features</b>	Method creation based on volume or column volume; hold function; animated visualisation; direct control during a run; display of solvent supply; usage of variable values

### Additional options/extensions

<b>FRC option</b>	included
<b>FRC features</b>	Control of fraction collectors and KNAUER valve drives as fractionation valve, fractionation per Time/Level/Slope, rack info with filling level and chromatogram link

## Ordering details:

### Licence overview

Article no.	License type	Detectors	Pump systems	Fraction collector	Autosampler	Valves	Flow-meter	GMP documents	DAD	High flow as pump system
A2680	Basic license	2	2	1	0	∞	0	-	-	-
A2681	Full license	∞	3	∞	1	∞	∞	-	-	-
A2682	GMP license	∞	3	∞	1	∞	∞	+	-	-
A2683	DAD license	∞	3	∞	1	∞	∞	-	+	-
A26831	DAD GMP license	∞	3	∞	1	∞	∞	+	+	-
A26841	High flow S license	∞	2	∞	1	∞	∞	-	-	up to 4 pumps in high flow module
A26843	High flow S GMP license	∞	2	∞	1	∞	∞	+	-	up to 4 pumps in high flow module
A26842	High flow L license	∞	2	∞	1	∞	∞	-	-	up to 8 pumps in high flow module
A26844	High flow L GMP license	∞	2	∞	1	∞	∞	+	-	up to 8 pumps in high flow module
A2685	LNP small license	∞	4	∞	1	∞	∞	+	-	-
A2686	LNP big license	∞	8	∞	1	∞	∞	+	-	-
A2687	Update PC5 → PC6	Dependent on initial license								
A2689	GMP Update PC5 → PC6	Incl. all GMP Documentation (GAMP 5 and 21CFR Part 11) and OQ								

## PurityChrom® 5

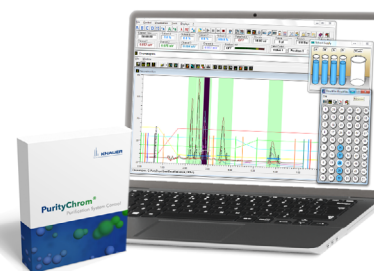
PurityChrom is a chromatography software especially designed for the area of preparative purifications and FPLC applications. PurityChrom provides a user-friendly and clearly structured interface. The **system visualization** offers a graphical representation of the purification system and allows easy handling even of complex flow processes. Furthermore, each device which is displayed in the fluidic scheme can be manually controlled, giving the opportunity to optimize, change and adapt your conditions during the run.

You have the option to create a **method** based on volume, column volume or time. There is also a possibility to pause or to change the method parameters during the run, which gives you complete control over your chromatography process. In PurityChrom you can define important functions in your method with **variables**. This allows you to write methods that can be adapted more flexibly to a specific sample or column, just before the run with only one click. In combination with the **sequence table** a quick and easy method scouting provides you with the best method for your purification problem in less time.

For **fractionation**, you can use a fractionation valve as well as a fraction collector.

Current guidelines and regulations like 21 CFR part 11 are entirely supported. Please check for more information about supported devices the Release Notes of the latest PurityChrom version. With an unlimited number of **free offline licenses**, you can write methods and evaluate runs on any computer of your choice, without blocking the system.

The **basic version** is limited to 3 data channels and the control of eight devices (excl. autosampler). The **upgrade version** (A2652) supports 8 data channels and an unlimited number of devices including an autosampler. The **3D option** (A2654) allows the support of a diode-array detector and the **MS option** (A2655) the usage of a mass spectrometer.



This software supports a wide range of instruments:

[www.knauer.net/softwarecontrol](http://www.knauer.net/softwarecontrol)



For PC hardware & periphery see p. 119



Further information:

[www.knauer.net/en/prod/A2650](http://www.knauer.net/en/prod/A2650)

### Specifications


<b>Software name</b>	PurityChrom® 5
<b>Operating system</b>	Windows XP, Windows Vista, Windows 7, Windows 8, Windows 10 (English or German only)
<b>Expandability</b>	
<b>Stand-alone</b>	License for controlling one system
<b>Fields of application</b>	FPLC and Prep LC
<b>Instrument connection</b>	supports RS-232, Ethernet, A/D-D/A interface
<b>Recommended PC hardware</b>	CPU/Memory: Pentium III or higher with at least 1 GHz; 32 or 64 bit; at least 512 MB RAM (Windows XP) and 2 GB (Windows Vista and higher); Graphics: Screen with minimal resolution 1024 x 768 Connectors and Slots: USB for license dongle; COM, USB or LAN according to connected instruments
<b>Integration</b>	Real-time analysis of peaks, automatic or manual integration and baseline correction
<b>Security and GLP</b>	FDA 21 CFR Part 11 conformance
<b>Automation</b>	via sequences and autosampler control files
<b>Presentation of results</b>	Individual report configuration as pdf or csv
<b>Calculations</b>	Column performance calculations according to DAB
<b>Data import and export</b>	Comma Separated Value, AIA/ANDI, ChromStar Slice
<b>Special features</b>	User administration
<b>Additional options/extensions</b>	
<b>FRC option</b>	Included
<b>FRC features</b>	Control of fraction collectors and KNAUER valve drives as fractionation valve, fractionation per Time/Level/Slope, rack info with filling level and chromatogram link
<b>PDA option</b>	Special licence option; no 3D presentation
<b>Note</b>	For autosampler control the upgrade licence is needed

**Ordering details:****Software**

A2650	Basic License for one system
A2652	Extends the Basic License to an unlimited number of controllable devices and 8 data channels, adds autosampler and stacked injections support
A2654	3D option for a diode-array detector (DAD)
A2655	Mass spectrometry (MS) option for supporting the mass spectrometer 4000 MiD®
A2656	PurityChrom® Maintenance and Support including free updates and 5 hours Software support by KNAUER

## Purity Chrom<sup>®</sup> MCC / MCC PLUS

PurityChrom<sup>®</sup> MCC is a special version of our purification software PurityChrom<sup>®</sup> and is optimized to be used with continuous chromatography systems e.g. SMBC systems. PurityChrom<sup>®</sup> provides a very user-friendly and clearly structured interface. The system visualization offers a graphical representation and allows easy handling even of complex flow processes. Furthermore each device which is displayed in the fluidic scheme can be manually controlled, giving the opportunity to optimize, change and adapt your conditions also during the run. The new PurityChrom MCC SMB parameter wizard helps you to generate new SMB methods and optimize your parameters while the process is running. With the integrated starting point calculator, you can easily generate you SMB method with the adsorption isotherms of your substances. There is also a possibility to pause your method during a run. The hold function provides you with complete control over your chromatography process.



PurityChrom<sup>®</sup> MCC Plus is a special software extension enabling monitoring of up to 16 data channels and controlling of up to 8 independent pumps without gradient formation. Accordingly, the software can manage complex, preparative purification systems with an enhanced number of multiple devices. For example, in comparison to other PurityChrom<sup>®</sup> software packages, the combination of a multiwavelength detector and more than one single UV detector is enabled and up to 8 flowmeters can be controlled in one system.



This software supports a wide range of instruments:

[www.knauer.net/softwarecontrol](http://www.knauer.net/softwarecontrol)



For PC hardware & periphery see p. 107

### Specifications

<b>Software name</b>	PurityChrom <sup>®</sup> MCC / PurityChrom <sup>®</sup> MCC PLUS
<b>Operating system</b>	Windows 10
<b>Field of application</b>	SMB, prep LC



Further information:

[www.knauer.net/en/prod/A2659](http://www.knauer.net/en/prod/A2659)

### Expandability

<b>Stand-alone</b>	License for controlling one system
<b>Multi-user environment</b>	Selectable system of user accounts with independently customizable behavior and appearance for individual users
<b>Instrument connection</b>	supports RS-232, Ethernet, A/D-D/A interface
<b>Recommended PC hardware</b>	CPU/Memory: Pentium III or higher with at least 1 GHz; 32 or 64 bit; at least 512 MB RAM (Windows XP) and 2 GB (Windows Vista and higher); Graphics: Screen with minimal resolution 1024 x 768 Connectors and Slots: USB for license dongle; COM, USB or LAN according to connected instruments
<b>Security and GLP</b>	FDA 21 CFR Part 11 conformance
<b>Automation</b>	via control files
<b>Presentation of results</b>	Individual report configuration as pdf or csv
<b>Data import and export</b>	Comma Separated Value, AIA/ANDI
<b>Special features</b>	controlling of up to 4 independent pumps without gradient formation

### Ordering details:

#### Software

A2659	PurityChrom <sup>®</sup> MCC: Software solution to control and monitor AZURA <sup>®</sup> multi column chromatography systems - SMB
A2657	PurityChrom <sup>®</sup> MCC PLUS: Software solution for complex preparative systems without gradient formation

## Chromeleon™ 7.2 Drivers

Thermo Scientific™ Dionex™ Chromeleon™ is one of the most wide-spread chromatography data systems. Its intuitive handling benefits laboratory workflow and the highly developed algorithms simplify data processing. It offers a broad range of third-party drivers and can be easily used with existing HPLC systems. KNAUER offers drivers for a lot of its devices.

Disclaimer: KNAUER Wissenschaftliche Geräte GmbH is solely responsible for development, testing and support of Thermo Scientific™ Dionex™ Chromeleon™ Chromatography Data System driver software for KNAUER instruments and therefore solely liable for damages associated with the use of this driver software.



### Specifications



Further information:  
[www.knauer.net/en/prod/A1783-2](http://www.knauer.net/en/prod/A1783-2)

#### Computer requirements

<b>Operating system</b>	Windows 10 Enterprise or Professional Edition. Windows 8.1 Professional, 64-bit; Windows 7 SP1 Professional, Enterprise, 64-bit, (32-bit version is not recommended); Windows Vista SP2 Business, Ultimate, 32-bit (Vista is not recommended)
<b>CPU (recommended)</b>	3 GHz Intel Core i7 or better
<b>Memory RAM (recommended)</b>	8 GB
<b>Free Hard Disk Space</b>	120 GB available, for system with PDA detectors
<b>Optical Drive</b>	DVD
<b>Display (recommended)</b>	1280 x 1024, 32-bit color
<b>USB Ports</b>	1 port for USB license key
<b>Ethernet Port</b>	1 port for router (for system connection)

### Ordering details:

#### Drivers

A1783-2	Thermo Scientific™ Dionex™ Chromeleon™ 7.2 Driver CD (AZURA® only)
A1783-3	Shimadzu LC Driver for Chromeleon™ 7.2 Shimadzu CBM-20A required. Only for CBM-20A available.
A1783-4	Sedex Driver for Chromeleon™ 7.2; For Sedex 85LT / 90LT; Instrument Controller Class 3 necessary
A1783-5	Sedex Driver for Chromeleon™ 7.2; For Sedex FP / LC / 100LT; Instrument Controller Class 3 necessary
A1783-6	Teledyne Foxy R2 Driver for Chromeleon™ 7.2

KNAUER AZURA® drivers for Chromeleon 7.3.1 and higher will be available from 2025.



# PC Hardware & periphery

## Desktop PCs

Desktop PC (SFF) with 24" monitor, English edition Windows 11 Prof. 64-bit English, Intel® Core™ i7, 8 GB RAM, 256 GB SSD, two network cards	A13121
Desktop PC (SFF) with 24" monitor, German edition Windows 11 Prof. 64-bit German, Intel® Core™ i7, 8 GB RAM, 256 GB SSD, two network cards	A13111
Desktop PC (SFF) for PurityChrom® and ClarityChrom® with 24" monitor, English edition Windows 11 Prof. 64-bit English, Intel® Core™ i5, 8 GB RAM, 256 GB SSD, two network cards	A13120
Desktop PC (SFF) for PurityChrom® and ClarityChrom® with 24" monitor, German edition Windows 11 Prof. 64-bit German, Intel® Core™ i5, 8 GB RAM, 256 GB SSD, two network cards	A13110
Laptop for OpenLAB®, Windows 10 Prof. German, Intel® Core™ i5, 8 GB RAM, 500 GB HDD, German edition	A13113
Laptop for PurityChrom® and ClarityChrom®, Windows 10, min. Intel® Core™ i3, 8 GB RAM, 256 GB SSD, German edition	A13112
Microsoft Surface Pro for PurityChrom®, Windows 10, Core m3, 4GB RAM, 128 GB SSD, German edition with keyboard, Surface Pen and docking station	A13114



## Configuration on request

Tell us your requirements and we will figure out the matching CDS workstation. We offer the complete CDS installation and promise you a smooth operation.	A13130
--	--------



A64809

## Network devices

WiFi router, 8x LAN GBit RJ-45 ports, 1x WAN GBit RJ-45 port	A64809
WiFi router, 8x LAN GBit RJ-45 ports, 1x WAN GBit RJ-45 port, power plug UK, US or AUS	A64809INT
8-port LAN GBit Switch NetGear GS108GE, 8x RJ-45, GBit, Auto MDI-X	A3119
8-port LAN GBit Switch NetGear GS108GE, 8x RJ-45, GBit, Auto MDI-X, power plug UK, US or AUS	A3119INT
16-port LAN Gigabit Ethernet Switch NetGear GS116GE, 16x RJ-45, 10/100/1000 MBit, Auto MDI-X	A3129



AZB00XA

## IT accessories

VSCOM USB 4 COM 4 x RS-232 DE9 on USB	A3114
AZURA® Interface Box IFU 2.1 LAN, A/D converter, 4 channels	AZB00XA
Ethernet Eventbox for 12 digital inputs and outputs each; only supported under PurityChrom® & PurityChrom MCC Plus®	AZB01
Input cable for Ethernet Eventbox (5 m, M3 plug, open ends with wire end ferrules)	AZB01-01
Output cable for Ethernet Eventbox (3 m, hollow plug, open ends with wire end ferrules)	AZB01-02
Cable for connection of an air sensor to an Ethernet Eventbox (2 m, 2-pole and 3-pole plug)	AZB01-03
RS-232 f/f cable 9-pol nullmodem	A0895
RS-232 m/f cable 9-pol	A0884
APC Smart UPS 1500 VA, uninterruptible power supply for up to 8 devices	A3121



A3121

## Power cables

Power cable for Europe, 2 m, with rubber connector type C13, 230 V	M1642
Power cable for Switzerland, 2 m, with rubber connector type C13, 230 V	M1597
Power cable for UK, 2.5 m, with rubber connector type C13, 230 V	M1278
Power cable for USA, 2 m, with rubber connector type C13, 115 V	M1651
Power cable, 1.5 m, with rubber connector for UPS APC Smart connector	M2561
Power Supply: Distribution Box 24 V for 6 devices like air sensor, external pressure sensor, IFU 2.1 LAN	AZS80SA
EU power cable with 4 cold-device plugs and cover caps	A12345



AZS80SA

# KNAUER Services

## Application Services

With profound application knowledge of analytical and preparative HPLC and FLPC, our team is at your service around the world.

Our experts are pleased to receive your inquiries and requests and will offer attractive customized solutions.



## HPLC method development

### Qualify, quantify or purify

Do you plan to separate substances by HPLC in order to qualify, quantify or even purify without spending too much time in developing a suitable method? We offer an application and method development service and support you to select a suitable system for your lab.

According to your specifications we prepare an efficient HPLC or FPLC method including advice for an appropriate sample preparation.

## HPLC method transfer & optimization

### For optimized quality and speed

Do you intend to perform your analyses faster, more efficient and cost effective? We are happy to support you with our profound expertise and experience in liquid chromatography. The team assists in transferring LC applications and methods.

#### 1. Method transfer

We investigate the transfer of your method to one of our HPLC systems. Especially complex separations can cause trouble when transferring them to a different system.

We ensure continuous and consistent quality after the transfer.

#### 2. Method optimization

Using ultra-pure solvents in HPLC can increase the expenses of an analysis substantially. A shift from classic HPLC columns to smaller inner diameters and smaller particle size could cut costs enormously since considerably less solvent is required. We optimize and transfer your LC analyses in order to obtain identical, or even better and faster results, reduce eluent consumption and operating costs.



## Column Screening Services

### Chiral column screening and/or method development and optimization

As most chiral separations are not predictable, KNAUER offers a screening service to find the best suiting Eurospher II Chiral column for your chiral separation task.


- Column screening with all available Eurospher II Chiral columns
- Optional: Method optimization
- Results will be reported completely and send as a report
- Method parameters and column specifications will be handed over directly

### Eurokat column screening for the analysis of carbohydrates

Not sure which column separates your saccharides best? We offer a screening service for Eurokat columns that are recommended for the separation of sugars and all types of carbohydrates.

- Column screening with all available Eurokat columns
- Optional: Method optimization
- Results will be reported completely and send as a report
- Method parameters and column specifications will be handed over directly



 **Note:** Details and requirements must be discussed previously with KNAUER's application specialists.

Find more information about chiral columns at: [www.knauer.net/chiralcscreening](http://www.knauer.net/chiralcscreening)

## KNAUER Academy

KNAUER has been successfully leading courses for many years for its customers, dealers and sales staff. Our main goal is to familiarize every participant with the latest chromatographic technologies in small groups with practical examples. We offer HPLC courses for beginners and advanced users. In individual courses, participants can receive specialized knowledge, e.g. in UHPLC, FPLC or preparative HPLC. Take part in one of the regularly offered courses or book an individual training on special topics.

**Workshops at KNAUER in Berlin or on site** (see dates online: [www.knauer.net/academy](http://www.knauer.net/academy))

Ordering information online or upon request: Tel. +49 30 8097270, E-Mail [academy@knauer.net](mailto:academy@knauer.net)

HPLC Workshops	Description
HPLC Basics (1 day)	Practical work in small groups on compact HPLC systems from installation to system performance verification.
HPLC Troubleshooting (1 day)	Participants gain theoretical as well as practical knowledge in troubleshooting detectors, pumps, autosamplers and columns.
HPLC Method Development (1 day)	Learn HPLC method development from the beginning and become an HPLC method development pro with our training.

FPLC Workshop	Description
FPLC Basics & Troubleshooting (1 day)	Learn protein purification from the beginning and become a FPLC pro with our training.

Prep Workshop	Description
Preparative HPLC Basics & Troubleshooting (1 day)	Learn preparative LC from the beginning and become a preparative LC pro with our training.

SMB Workshops	Description
SMB Basics (1 day)	The participants will gain basic knowledge on SMB chromatography.
SMB Method Development (2 days)	In this course, SMB method development is explained and practiced using a sample application.

Software Workshops	Description
ClarityChrom® Software (2 days)	Deepen your knowledge and improve your analyses through better software skills. The courses provide step by step explanation of the software and all components including advanced functions.
OpenLAB® EE Software (2 days)	
PurityChrom® Software (1 day)	

Maintenance Trainings	Description	Article number
Maintaining KNAUER instruments (individual duration, at KNAUER)	Learn how to perform preventative maintenance on KNAUER equipment by yourself (at KNAUER in Berlin, on site or online).	WM0001
Maintaining KNAUER instruments (at customer)		WM0002

Individual Workshops (individual duration, at KNAUER in Berlin or on site)	
Academy Individual Workshop (individual duration)	Do you wish a different course date or a customized workshop for your department? We will gladly help to achieve your individual goals (at KNAUER in Berlin or on site).

## Research

Scientific research generates new results and knowledge for industry and society. Currently, KNAUER is involved in different research projects. Obviously, we mostly focus on activities where we can efficiently contribute with our expertise in HPLC technology.

With our research commitments, we intend to generate new knowledge in the field of chromatography as well as learn even more about our own products.

Are you looking for a competent partner in scientific research projects? Do not hesitate to contact us: [academy@knauer.net](mailto:academy@knauer.net)

## Compliance

### Qualification



**Note:** Standard procedure for IQ and OQ can be handled differently in individual cases for devices.

#### Installation Qualification (IQ)

The customer may request the IQ, which is free of charge. In case of a request, the Technical Support of KNAUER or from a provider authorized by KNAUER performs this functionality test during the installation.

The IQ is a standardized document including:

- Confirmation of flawless condition at delivery
- Check if the delivery is complete
- Certification on the functionality of the device

#### Operation Qualification (OQ)

The Operation Qualification includes an extensive functionality test according to KNAUER standard OQ documents. The Operation Qualification is a standardized document. It is not part of the delivery, please contact the Technical Support in case of request.

The OQ includes the following:

- Definition of customer requirements and acceptance terms
- Documentation on device specifications
- Device functionality check at installation site

**Test intervals:** To make sure that the device operates within the specified range, the device should be tested regularly. The test intervals depend on the use of the device.

**Execution:** The test can be carried out either by the Technical Support of KNAUER or from a provider authorized by KNAUER (for a fee).



Instrument	IQ Document
all instruments	VIQ-Installation-Qualification

Instrument / Software	OQ Doc.
AZURA® Assistant ASM 2.1L, ASM 2.2L	VOQ-ASM
AZURA® AS 6.1L, AS 3950, PLATINblue AS-1	VOQ-AS
AZURA® CM 2.1S	VOQCM21SA
AZURA® CT 2.1 Column Thermostat	VOQCT21
AZURA® DAD 6.1L, DAD 2.1L, MWD 2.1L	VOQ-DAD
AZURA® RID 2.1L, Smartline S2300	VOQ-RID-2.1L
AZURA® UVD 2.1S, UVD 2.1L	VOQ-Detectors
Flow cells	VOQ-Flowcells
Fraction collectors	VOQ-FRC
Osmometer K-7400	VOQ-K7400
Osmometer K-7400S	VOQ-K7400S
Pumps AZURA®, Smartline, BlueShadow, Platinblue	VOQ-Pumps
PurityChrom® 5 (For Purity Chrom® 6: article no. A2682 includes OQ)	VOQ-PUC
RF20A/RF20Axs	VOQ-RF20
System OQ for analytical systems	VOQ-Sys-01
Valves	VOQ-Valves
Impingement Jets Mixing Systems	VOQ-IJM

## Performance Verification (PV)

Definition: The document Performance Verification (PV) is part of the quality management system of KNAUER. The Performance Verification includes a qualification test of an AZURA® LC system and must be purchased from the manufacturer. The PV is a standardized KNAUER document and includes:

- Documentation on device specifications
- All necessary method parameters to perform the PV


**Goals:** The system runs reliably within the documented specifications, and the PV is a summary of the results with comments and evaluations.

**Target group:** The test can be carried out either by the Technical Support of KNAUER, from a provider authorized by KNAUER or by the customer.

System	Document
AZURA® analytical systems with UV detector used in reversed phase mode	VPV-001-AZURA-UV
AZURA® analytical systems with RI detector used in reversed phase mode	VPV-002-AZURA-RID
AZURA® FPLC systems	VPV-003-AZURA-FPLC
AZURA® analytical systems with FLD detector used in reversed phase mode	VPV-004-AZURA-FLD
AZURA® SMB Lab and Pilot systems	VPV-005-AZURA-SMB
AZURA® preparative systems with UV detector used in reversed phase mode	VPV-007-AZURA-Prep
AZURA® preparative systems with RI detector used in reversed phase mode	VPV-008-AZURA-Prep-RID
AZURA® systems with UV or RI detector used in normal phase mode	VPV-009-AZURA-HPLC-RI-UV-normal-phase
AZURA® systems with ECD detector and flow cell with GC or Au working electrode.	VPV-106-ECD

## Material certification

Upon request customized material certification for all wetted parts with varying degrees of complexity from manufacturer statement (only material) to full documentation (e.g. material certification 3.1, FDA compliance statements).

 **Note:** Retrospective material certification is not possible.

## FAT / SAT

The factory acceptance test (FAT) refers to the functional test that is performed upon completion of the manufacturing process to prove the equipment has the same specification and functionality that indicated in the datasheet, specification and purchase order. We are experienced in establishing such test procedures with you before your equipment is shipped.

The acceptance of the equipment at your site (site acceptance test, SAT) is also possible: A technician comes to you and ensures that everything works to your utmost satisfaction. In addition, we can integrate the equipment into the existing production environment, if necessary.



## Capillary labeling

Complex HPLC systems with a myriad of valves and variable flow paths can be somewhat confusing. We offer professional capillary labeling upon request, to aid end-users in everyday use.

## Support

We are committed to provide the best quality support with experienced staff and technical expertise. All standard user instructions, helpful video tutorials, and a structured section of frequently asked questions is freely accessible on our web page [www.knauer.net](http://www.knauer.net).

If you need further support, our friendly Support team is happy to help you via e-mail, phone or Team Viewer. They will work with you personally until all issues are resolved.

## Contact

Do you have questions about the installation or the operation of your instrument or software?

### Support in Germany

(Austria & Switzerland on case-to-case basis):

Phone: +49 30 809727-111 (workdays 9-17h CET)

E-mail: [support@knauer.net](mailto:support@knauer.net)

### International support:

[www.knauer.net/en/Support/Distributors-worldwide](http://www.knauer.net/en/Support/Distributors-worldwide)

## Worldwide Technical Services

Our highest goal is to keep your laboratory work as effective and productive as possible. Therefore, we not only pay attention to the highest quality in the development and production of our components and instruments, but also stand by your side after the purchase. With our wide range of services, we are ready to meet any demands to your full satisfaction.

KNAUER offers worldwide quality service of all products, purchased from KNAUER or our authorized partners. All KNAUER Service technicians have completed a specialized service training in the KNAUER headquarter in Berlin, Germany. They are ready to help on site ensuring efficient operation and minimized downtime.

## Installation & Instruction

Our experienced KNAUER Service technicians can ensure the proper set-up of your instruments. Get in contact whether you want to use a single device, install a complete system or update your chromatography data system.

KNAUER installations always include introduction in proper handling of the devices as well as tips for self-maintenance and imparting of necessary software knowledge.

On request you may add an IQ, OQ, PV or PQ for compliance (see page 123).

## Maintenance

Preventive maintenance has proven to be very successful in ensuring the highest availability of HPLC equipment. Unforeseeable failures of individual system components are thus almost impossible, production processes and laboratory capacities can be planned safely.

We offer maintenance services customized to your needs. You may either ship your instruments to the nearest KNAUER Service facility or contact your local dealer for on-site service of an authorized KNAUER Service technician.

## Repair

KNAUER still repairs and maintains the following product lines: the current AZURA®, the former Smart-line and PLATINblue devices and - to our best abilities - the Wellchrom equipment which was introduced in the 1990s.

If you discover any malfunction of your device, don't worry, we will repair it for you! Please contact your local dealer for shipment matters or ask for an on-site visit of our skilled KNAUER service technicians.

## Development Services

### Software development

#### How does your software limit you?

Many devices rely on some kind of software to run and interact with you, either internal software (firmware) or drivers and application software on your PC.

#### Development of firmware for HPLC devices like

- UHPLC and HPLC pumps
- UV, PDA, RI, detectors
- Autosamplers
- Valves
- Column ovens
- Fraction collectors

#### Development of device drivers for

- OpenLAB® CDS
- Chromeleon™
- HyStar
- ClarityChrom® (Clarity based)



#### KNAUER software support for firmware, drivers and software solutions

To provide the most useful tools for your daily work, our team of software engineers combines its expertise in developing firmware, instrument control drivers, as well as application software. KNAUER also has a long experience in customizing instrument operation and in developing drivers for various OEM customers.

Let us know about your software challenges - we will program a solution!

### Hardware development


KNAUER has a long experience in customizing scientific equipment according to your needs. With on-site hardware designers, mechanical production and assembly, we can provide tailor made products under certain conditions. Contact us for more information.

### Storage of instruments and systems

At times equipment must be removed from your laboratory or you are forced to order equipment before your laboratory is up and running. We can offer storage facilities where your equipment can be stored for future use, giving you peace of mind knowing that you are protecting your investment.

### Configuration of your PC

We strongly recommend ordering a KNAUER computer with your HPLC system. However, we understand that sometimes certain constraints do not allow this. We offer a PC configuration service of your PC, in order to assure a safe and reliable installation.

 **Note:** We cannot guarantee installation on a non-KNAUER PC.

# Power cable overview

## Allocation of power plug types to devices

Every device is supplied with a power plug of the AZURA® series (cold-device plug) in the suitable country-specific version (see Table 2).

### Exception of allocation (Table 1)

Device	Power plug type
<ul style="list-style-type: none"> <li>BlueShadow Pump 40P</li> <li>BlueShadow Detector 40D/50D</li> <li>Smartline Degasser (article no. A5328)</li> <li>Osmometer</li> </ul>	Smartline series (see Table 2)
<ul style="list-style-type: none"> <li>Router</li> <li>Switch</li> </ul>	Power plug is supplied. For outside Europe, a suitable adapter is supplied (see Table 2).
<ul style="list-style-type: none"> <li>Degasser (article no. AZE03, AZE03-1, AZE02-1)</li> </ul>	Power plug is supplied for US, UK, Europe, Australia.
<ul style="list-style-type: none"> <li>Pressure Control (article no. AZG10)</li> <li>Pressure Sensor (article no. AZG10-1)</li> <li>Airsensor (article no. A70092, A70093, A70082)</li> <li>Interface Box (article no. AZB00XA)</li> </ul>	Power distributor (article no. AZS80SA) and accessories kit with 1x power plug (article no. F1518) is needed. The distributor can provide power for up to 6 devices. Only one power distributor per system is required. <ul style="list-style-type: none"> <li>Power plug for China: Article no. M3027D</li> <li>Power plug for Australia: Article no. M3027C</li> </ul>
<ul style="list-style-type: none"> <li>Gas Sensor (article no. A70111)</li> <li>Leak Sensor (article no. A70112)</li> </ul>	Power distributor (article no. A70110), includes 1x power plug
<ul style="list-style-type: none"> <li>Tablet for Mobile Control</li> </ul>	The tablet includes an european power cable. Order M1279/M1277 in addition for an US/UK power cable.

## Overview of country-specific power plugs, routers and switches

If no suitable adapter is available for a specific country, contact the responsible distributor: [www.knauer.net/en/Support/Distributors-worldwide](http://www.knauer.net/en/Support/Distributors-worldwide)

### Overview (Table 2)

Power plugs/ routers/switches	Article no. USA	Article no. UK	Article no. China	Article no. Switzerland	Article no. Europe	Article no. Argentina
Power plug AZURA® series (cold-device plug)	M1651	M1278	M3381	M1597	M1642	M3233
Power plug Smartline series	M1279	M1277	-	M1479-1	M1479	-
Router (power plug incl.): Router WLAN, 8 x LAN	A64809INT Adapter: M0447V2	A64809INT Adapter: M0447V1	-	-	A64809	-
Switch (power plug incl.): Switch 8 x LAN	A3119INT Adapter: M0447V2	A3119INT Adapter: M0447V1	-	-	A3119	-
Switch (power plug incl.): Switch 16 x LAN	A3129INT Adapter: M0447V2	A3129INT Adapter: M0447V2	-	-	A3129	-

**Note:** For connecting multiple devices, we provide a special power plug for up to 4 AZURA® devices (Europe), Article no. A12345.

## Allocation interfaces to devices

Currently, desktop PCs from KNAUER have one serial interface (RS-232, DE9). If more than one device with a serial interface needs to be connected, you have to install an additional serial interface for the computer. Nearly all laptops have no serial interface; here in general a serial interface has to be installed. For a single device, you can use the USB to serial adapter, article no. A3108 (works also with Shimadzu RF-20A/Axs), for more than one device the USB 4COM, article no. A3114.

- Sedex 85 LT
- Shimadzu RF-20A/Axs
- Bronkhorst Flowmeter
- GJC Flowmeter,
- Chiralyser-MP
- GABI\* Gamma Spectrometer
- Osmometer (only with software)

**Note:** If the tablet for Mobile Control is to be connected via LAN and not via WLAN, the USB-to-LAN adapter (article no. A96181) is required. You can find the driver on the KNAUER website: [www.knauer.net/en/usb-lan-adapter](http://www.knauer.net/en/usb-lan-adapter)

## Detail overview of devices by power plug type

Power Plug AZURA® series (cold-device plug)	AZURA® series (cold-device plug)
All devices of AZURA® series	Autosamplers
PCs and monitors	AZURA® Column Thermostat CT 2.1 (Article no. ATC00)
Preparative pumps BlueShadow 80P (Article no. APD20xx)	Fraction collectors <ul style="list-style-type: none"> <li>▪ Foxy® R1/R2 (Article no. A59100/A59102/A591021)</li> <li>▪ LABOCOL Vario-4000 (Article no. A591022/A591024)</li> </ul>
External pressure sensor (Article no. AZG10-2)	Liquid Handler <ul style="list-style-type: none"> <li>▪ Liquid Handler LH 2.1 (Article no. A5080)</li> <li>▪ Liquid Handler LH 8.1</li> </ul>
Detectors <ul style="list-style-type: none"> <li>▪ RF20A (Article no. A59200)</li> <li>▪ RF20AXS, CBM-20A (Article no. A59201)</li> <li>▪ GABI Nova</li> <li>▪ HERM LB500, LB514 Flowstar</li> <li>▪ Sedex85LT, Sedex90LT, Sedex100LT, Sedex LC (Article no. A0754-x)</li> <li>▪ CHIRALYSER-MP</li> </ul>	Micro devices <ul style="list-style-type: none"> <li>▪ BlueShadow Pump 10P/20P</li> <li>▪ BlueShadow Detector 10D</li> <li>▪ Degasser 20DG (Article no. AZE02)</li> </ul>

Power plug Smartline series
Analytical Pumps 40P (Article no. APC30xx)
UV Detector 40D/50D
Smartline Degasser (Article no. A5328)
Osmometers



This document is subject to technical changes. Find the latest version of the cable overview (document no. V1662) here: [www.knauer.net/en/cableoverview](http://www.knauer.net/en/cableoverview)

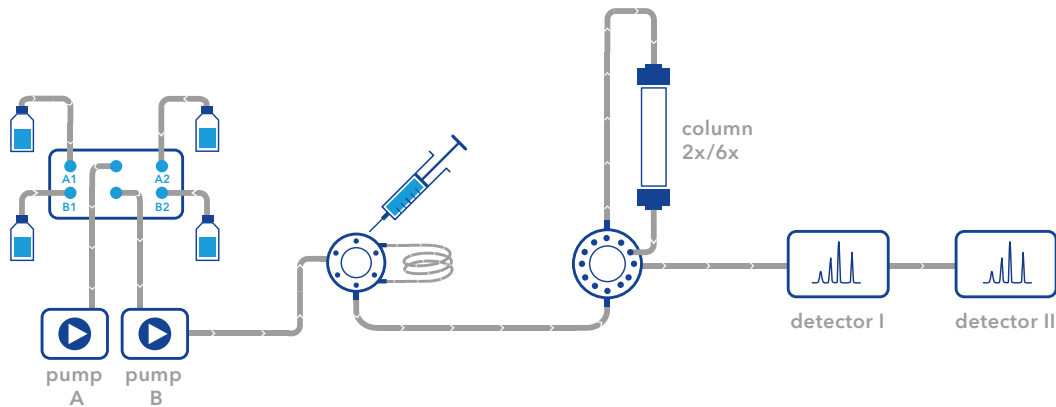


# System Configurator

## HPLC/UHPLC by KNAUER

### MAKE YOUR PRESELECTION

- UHPLC**  
 (SST, max. 1240 bar)
- HPLC**  
 (SST, max. 862 bar)
- Bio-Inert**  
 (metal-free, max. 400 bar)



#### ELUENT SELECTION & DELIVERY

- 5 ml/min binary gradient pump P 8.1L (UHPLC), max. delivery pressure 1240 bar
  - 5 ml/min binary gradient pump P 6.1L (UHPLC), max. delivery pressure 1000 bar
  - 5 ml/min quaternary gradient pump P 6.1L (UHPLC), max. delivery pressure 1000 bar
  - 10 ml/min binary gradient pump P 6.1L, max. delivery pressure 862 bar
  - 10 ml/min quaternary gradient pump P 6.1L, max. delivery pressure 862 bar
- ..... x solvent selection valve (6 further inlets)

#### SAMPLE INJECTION

- Manual injection valve
- Autosampler AS 6.1L
- Autosampler AS 6.1L cool/heat

#### COLUMN SELECTION & THERMOSTAT

- 2 column selection
- 4 column selection
- 8 column selection
- Column thermostat
- Column kit HPLC
- Column kit UHPLC
- Eluent pre-heating cartridge 0.1 mm ID UHPLC
- Eluent pre-heating cartridge 0.18 mm ID HPLC

#### DETECTION

- UV/VIS single wavelength
- UV/VIS multiple wavelength
- Conductivity
- Refractive index
- Light Scattering
- A/D-converter (integration of further detectors)
- DAD 2.1L
- DAD 6.1L
- Fluorescence Detector RF-20 A
- Fluorescence Detector RF-20 Axs

#### ACCESSORIES

- 0.1 mm tubing
- 0.18 mm tubing
- PEEK tubing
- ..... x Back pressure regulator
- Workstation (Windows)

#### FLOW CELLS FOR UV-DETECTOR

- 10 mm/10 µl Pressure proof
- 10 mm/2 µl LightGuide®
- 50 mm/6 µl LightGuide®
- 3 mm/2 µl (up to 100 ml/min) Pressure proof

#### SOFTWARE

- ClarityChrom®
- OpenLab EZChrom/CDS
- Chromeleon™
- Mobile Control

#### COMMON APPLICATIONS

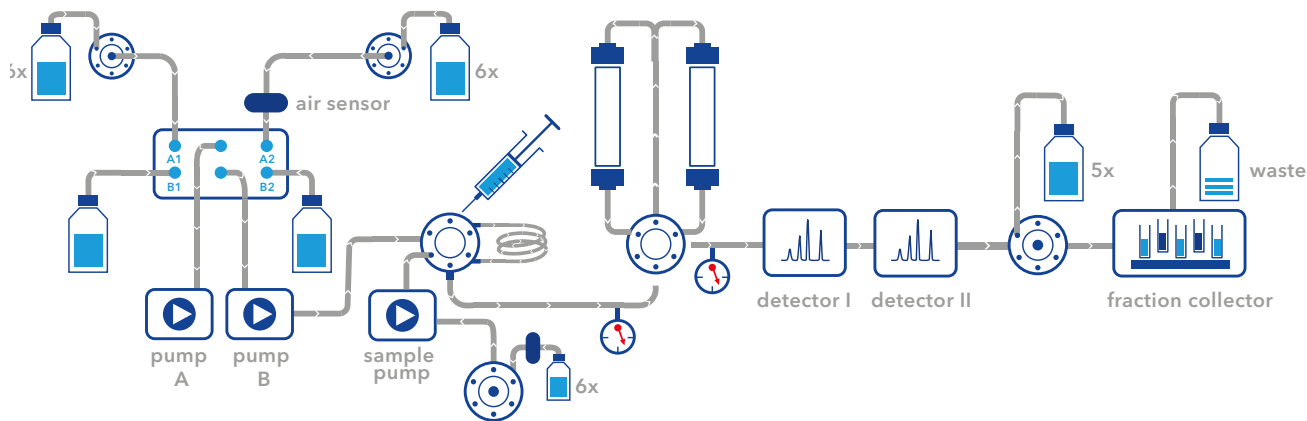
- Reversed phase
- Normal phase
- other...
- System Qualification

# System Configurator

## Preparative HPLC by KNAUER

### MAKE YOUR PRESELECTION

SST     Titanium     Ceramic



#### BUFFER SELECTION & DELIVERY

- 10 ml/min binary gradient pump P 6.1L
- 10 ml/min quaternary pump P 6.1L
- 50 ml/min binary gradient pump P 6.1L
- ..... x 100 ml/min pump P 2.1L
- ..... x 250 ml/min pump P 2.1L
- ..... x 500 ml/min pump P 2.1L
- ..... x 1000 ml/min pump P 2.1L
- Ternary gradient module for pump P 2.1L
- Binary gradient module for pump P 2.1L
- ..... x solvent selection valve (6 further inlets)

#### SAMPLE INJECTION

- Injection valve
- Sample pump module
- Sample selection valve: ..... x inlets
- Autosampler AS 6.1L
- Autosampler AS 6.1L cool/heat

#### COLUMN SELECTION & THERMOSTAT

- Column selection (two columns or one bypass)
- Eluent heater
- Heating sleeve for HPLC columns

#### DETECTION

- UV/VIS single wavelength
- UV/VIS multiwave length
- DAD 2.1L
- Fluorescence Detector RF-20 A
- Conductivity
- pH
- Refractive index
- Light Scattering
- A/D-converter (integration of further detectors)

#### FRACTION COLLECTION

- Fractionation valve
- Foxy fraction collector with fixed rack types
- Labocol fraction collector with individual rack types
- Rack for fraction collector
- Flow splitter

#### ACCESSORIES

- ..... x Airsensor main pump
- ..... x Tubing 1/16"
- ..... x Airsensor feed pump
- ..... x Tubing 1/8"
- Pressure control (2 pressure sensors)
- ..... x Tubing 1/4"
- ..... x Back pressure regulator
- Workstation (Windows)
- AZURA® Organizer

#### SOFTWARE

- ClarityChrom®
- Chromeleon™
- OpenLAB® EZChrom
- OpenLAB® CDS
- PurityChrom® 5
- PurityChrom® 6
- Mobile Control

#### COMMON APPLICATIONS

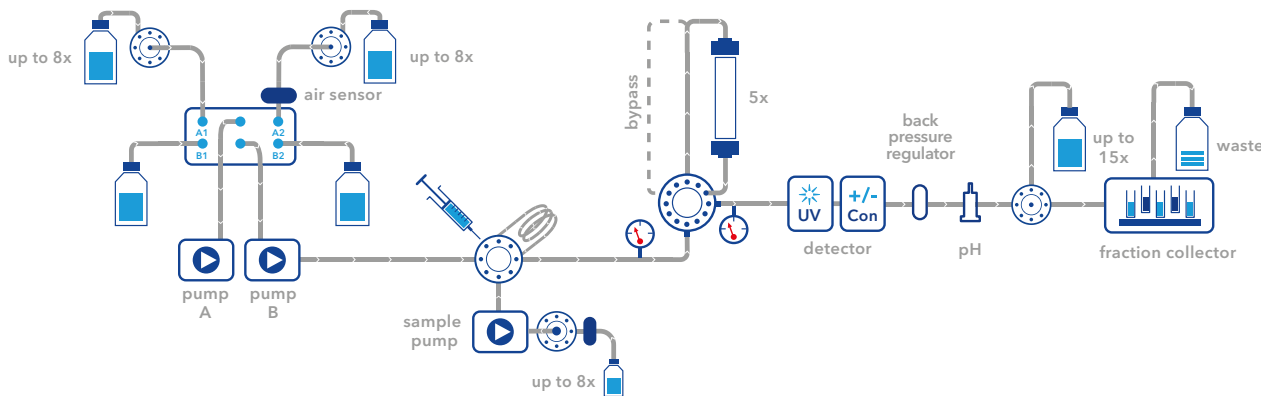
- Reversed phase
- other...
- Normal phase
- System Qualification

# System Configurator

## FPLC (Bio purification) by KNAUER

### METHOD

- SEC** Size Exclusion Chromatography  
 **AC** Affinity Chromatography  
 **IEX** Ion-Exchange Chromatography  
 **HIC** Hydrophobic Interaction Chromatography



#### BUFFER SELECTION & DELIVERY

- 10 ml/min binary gradient pump P 6.1L
- 10 ml/min quaternary pump P 6.1L
- 50 ml/min binary gradient pump P 6.1L
- ..... x 100 ml/min pump P 2.1L
- ..... x 250 ml/min pump P 2.1L
- ..... x 500 ml/min pump P 2.1L
- ..... x 1000 ml/min pump P 2.1L
- Ternary gradient module for pump P 2.1L
- Binary gradient module for pump P 2.1L
- ..... x Buffer selection valve (8 further inlets)

#### SAMPLE INJECTION

- Multi-Injection valve
- ..... x Injection valve
- Sample pump module
- Sample selection valve: ..... x inlets
- Biocompatible Autosampler AS 6.1L

#### COLUMN SELECTION

- Column selection valve up to 50 ml/min (5 columns, one bypass, reverse flow)
- Column selection (two columns or one bypass)
- Column selection high flow (5 columns, one bypass)
- Column selection high flow (7 columns, one bypass, reverse flow)

#### DETECTION

- UV/VIS single wavelength
- UV/VIS multiwavelength
- Conductivity
- pH
- Fluorescence
- Refractive index
- Light Scattering
- Analog integration of further detectors

#### FRACTION COLLECTION

- Outlet valve
- Foxy fraction collector with fixed rack types
- Labocol fraction collector with individual rack type
- Rack for fraction collector

#### COLUMNS & MEDIA

- SEC**: Desalting ..... ml
- SEC**: SEC 75 ..... ml
- SEC**: SEC 200 ..... ml
- AC**: Protein A ..... ml
- AC**: Protein G ..... ml
- AC**: Ni-NTA ..... ml
- IEX**: DEAE - Weak anion exchange ..... ml
- IEX**: CM - Weak cation exchange ..... ml
- IEX**: Q - Strong anion exchange ..... ml
- IEX**: SP - Strong cation exchange ..... ml

#### ACCESSORIES

- ..... x Air sensor main pump
- ..... x Air sensor feed pump
- Pressure control (2 pressure sensors)
- ..... x Back pressure regulator
- AZURA Organizer
- ..... x Tubing 1/16"
- ..... x Tubing 1/8"
- ..... x Tubing 1/4"
- Workstation (Windows)

# KNAUER BlueShadow Pumps and Detectors

## Versatile stand alone instruments for your lab and production systems

KNAUER BlueShadow pumps & detectors are the ideal choice for upgrading your existing LC, reaction system or process instruments.

### BlueShadow Pumps 40P and 80P



BlueShadow Pump 40P

Pumps from the BlueShadow line can be integrated into every existing LC system, but they can also be used for high-pressure dosing applications. KNAUER dosing pumps are highly accurate two-piston pumps for applications in the chemical and pharmaceutical industries as well as in research and method development.



BlueShadow Pump 80P

They pump and dose aqueous and organic liquids, aggressive media or liquid gases. The metering pumps impress with their high chemical resistance, excellent flow rate precision and low pulsation of the pumped medium in a wide range of applications.

### BlueShadow Detectors 40D and 50D



BlueShadow Detector 40D

Detectors from the BlueShadow line are spectrophotometers that can be used for LC applications, reaction monitoring, and other applications. They are offering excellent technical specifications in a highly flexible and compact design.



BlueShadow Detector 50D

The flow cells are easily accessible, can be changed quickly and cover flow rates from 10  $\mu\text{l}/\text{min}$  up to 10 l/min. With the unique fiber optics design of the BlueShadow 40D, the flow cell can also be separated from the detector and directly placed in the stream of the product flow.



Further information on BlueShadow devices:  
[www.knauer.net/dosingpump-psg](http://www.knauer.net/dosingpump-psg)

# KNAUER GMP Services

## KNAUER Services for Good Manufacturing Practice for biopharmaceutical industry

KNAUER provides equipment for downstream processing in the biopharmaceutical industry such as skids for the formulation of lipid nanoparticles, or chromatographic systems for mRNA purification or continuous chromatography. KNAUER provides a wide range of services to support our customers and to ensure that GMP requirements are met.

KNAUER's GMP services are based on our hardware- and software-solutions; encompassing product safety, quality control and the training of personnel. Risk management, in relation to GMP, is covered by the user:



Further information:  
[www.knauer.net/gmp](http://www.knauer.net/gmp)

### Product safety:

Documentation on the compliance of materials used for wetted parts is an important requirement for product safety. In the bio-pharmaceutical industry, potentially harmful substances have to be avoided in liquids for clinical, cosmetic or food applications. Therefore, any materials of the liquid flow path that come into contact with the final product have to meet certain criteria. According to our end user's requirements KNAUER can provide compliance with the order (EN 10204-2.1), certificates of compliance on the materials used for wetted parts, and further documentation from the supplier such as 2.1 certificates.

### Overview of KNAUER options:

Certificates are available for KNAUER products and selected third party products. Contact [sales@knauer.net](mailto:sales@knauer.net).

Type of certificate/statement	Unit of quantity	Article number
Declaration of Compliance with order (EN 10204-2.1)	for 1 order	A0000TDCOO
Declaration of Compliance (EN 10204-2.1) with Certificate and compliance of material of wetted parts	for 1 article with less than 5 components	A0000COMS
Declaration of Compliance (EN 10204-2.1) with Certificate and compliance of material of wetted parts	for 1 article with 5 or more components	A0000COM
Declaration of Compliance (EN 10204-2.1) with Certificate and compliance of material of wetted parts for one pump	for 1 article	A0000COMP
Declaration of Compliance (EN 10204-2.1) with Certificate and compliance of material of wetted parts for one pump head	for 1 article	A0000COMPK
Declaration of Compliance (EN 10204-2.1) with Certificate and compliance of material of wetted parts for one valve	for 1 article	A0000COMV
Declaration of Compliance (EN 10204-2.1) with Certificate and compliance of material of wetted parts for one detector	for 1 article	A0000COMD
TSE/BSE Statement: Customized order- and article related	for 1 article	A0000TDTSE
Stepfile per device without functional groups	for 1 article	A0000IDSTE
Documentation on compliance of material of wetted parts: Compliance with the order (EN 10204-2.1); Certificate of compliance on material of wetted parts; Documentation on references (supplier information of material) and wetted parts (certificates such as 2.1)	customized	A0000TD

# Conversion tables

## Dimensions

mm	inches	inches	mm
0.10	.004"	1/32"	0.8
0.12	.005"	1/16"	1.6
0.15	.006"	1/8"	3.2
0.25	.010"	1/4"	6.4
0.40	.016"	3/8"	9.5
0.50	.020"	1/2"	12.7
0.75	.030"	1"	25.4
1.00	.040"		
1.50	.060"		
2.00	.080"		
4.60	.180"		
6.00	.236"		
6.40	.253"		
7.00	.276"		
10.00	.400"		

## Tubing volume/length

Tubing ID	µl/cm	µl/in
.004"	0.08	0.21
.005"	0.13	0.32
.010"	0.51	1.29
.015"	1.14	2.90
.020"	2.03	5.15
.025"	3.17	8.04
.030"	4.56	11.58
.040"	8.11	20.59
.060"	18.24	46.33
.070"	24.83	63.06
.085"	36.61	92.99

## Pressure

MPa	bar	psi
5	50	725
10	100	1 450
20	200	2 901
30	300	4 351
40	400	5 802
50	500	7 252
60	600	8 702
70	700	10 153
80	800	11 603
90	900	13 054
100	1 000	14 504
110	1 100	15 954
120	1 200	17 405
130	1 300	18 855
140	1 400	20 306
150	1 500	21 756
160	1 600	23 206
170	1 700	24 657
180	1 800	26 107
190	1 900	27 558
200	2 000	29 008

## Temperature

°C	°F	°C	°F	°C	°F
-40	-40	65	149	170	338
-35	-31	70	158	175	347
-30	-22	75	167	180	356
-25	-13	80	176	185	365
-20	-4	85	185	190	374
-15	5	90	194	195	383
-10	14	95	203	200	392
-5	23	100	212	205	401
0	32	105	221	210	410
5	41	110	230	215	419
10	50	115	239	220	428
15	59	120	248	225	437
20	68	125	257	230	446
25	77	130	266	235	455
30	86	135	275	240	464
35	95	140	284	245	473
40	104	145	293	250	482
45	113	150	302	255	491
50	122	155	311	260	500
55	131	160	320	265	509
60	140	165	329	270	518

# Terms & Conditions

## 1. Definition of terms

The following terms and conditions apply to every order received by KNAUER and every delivery of goods. This holds as well in case of contradictory buying conditions of the purchaser. Exceptions are only valid when confirmed by KNAUER in writing. Purchase orders are only binding if confirmed by KNAUER in writing.

## 2. Payment

Deliveries are due and payable, net, within 30 days of invoice date or in advance. Deductions are not allowed. Foreign deliveries must be paid by irrevocable letter of credit or in advance. All bank and transfer fees must be paid by the customer. The consequences arising out of delay are due to statutory provisions. Payments are due irrespective of an eventual notice of defect, except such defects are evidently justified.

## 3. Delivery

Delivery dates are not binding unless expressly stated in the contract as binding dates. Delay in delivery requires a written reminder and an adequate additional grace period set by the customer. KNAUER is only liable for claims for damages under the requirements of no. 6.

## 4. Claims

Condition for any warranty claim is the immediate inspection of the goods upon delivery, and complaint towards and damage assessment together with the carrier, and an immediate written complaint to KNAUER. The complaint must be made within five workdays in case of visible defects or losses.

## 5. Risk liability

Delivery is made at the customer's own risk. As soon as the goods leave KNAUER's plant the risk of accidental loss, destruction or deterioration passes to the customer.

## 6. Warranty and damages

### 6.1. Warranty claims

The warranty begins with receipt of the goods. If commissioning has been ordered, after commissioning. In the case of delayed commissioning, the warranty begins at the latest four weeks after receipt of the goods unless the supplier is responsible for delayed commissioning.

The warranty for osmometers and liquid chromatography instruments is limited to two years, excluding glass breakage, damages due to stoppage and consumable materials such as membranes, light bulbs, columns, bushings, gaskets and valves. KNAUER's liability shall be restricted to the replacement of defective material or repair only. Transportation costs are borne by the customer. In case of failure of replacement or repair the customer may demand a reduction in price or cancellation of the contract with respect to the defective material. The customer has to inspect the goods delivered immediately and shall immediately give written notification of any defects to KNAUER, in case of non-obvious defects within 10 working days after delivery at the very latest.

## 6.2. Claims for damages

The liability of KNAUER shall be restricted to intentional acts and acts of gross negligence and compensation shall only be due for direct, foreseeable damages. Liability for breach of a material, essential duty of the contract, liability because of personal injury, liability according to the stipulations of the German Law on Product Liability and liability for the lack of the condition of the contract goods guaranteed by KNAUER remain unaffected.

## 7. Third party rights on industrial or other intellectual property

KNAUER shall not be liable for the infringement of third party rights founded on industrial or other intellectual property caused by the use of the delivered goods. The customer is fully responsible for the products manufactured with the goods. In particular KNAUER is not obliged to indemnify and hold harmless the customer from all claims raised by third parties based on the infringement of their industrial or intellectual property rights by the use of the goods.

## 8. Property rights

The ownership of the goods shall remain with KNAUER until payment in full for all our claims resulting from our business relation is received. In case of improper treatment of the goods or in case of default KNAUER may demand the return of the delivered goods. This demand entails resignation of the contract only if KNAUER declares it explicitly.

Resellers are allowed to sell the goods to third parties in due course of the business. The customer herewith assigns his resale claims against third parties to KNAUER.

## 9. Export

Instruments and products delivered by KNAUER may not be exported to a country other than of the customer's headquarters without KNAUER's prior written permission.

## 10. Place of settlement and court of jurisdiction

The place of performance is Berlin. Proper venue for all claims is the competent local court at KNAUER's principal place of business - Berlin. KNAUER reserves the right to sue the customer at his principal place of business.

This agreement shall be governed by the laws of the Federal Republic of Germany excluding the UN-Convention on the International Sale of Goods (CISG).

KNAUER Wissenschaftliche Geräte GmbH  
Hegauer Weg 37 - 38  
14163 Berlin, Germany

These terms and conditions apply since June 1, 2016







A series of horizontal dotted lines for writing notes.

# KNAUER Brochures



AZURA<sup>®</sup> Analytical HPLC/UHPLC (Document no. V7852US)




AZURA<sup>®</sup> SMB System Solutions (Document no. V7741US)



AZURA<sup>®</sup> SEC System Solutions (Document no. V7721US)




AZURA<sup>®</sup> Preparative HPLC (Document no. V7820US)



AZURA<sup>®</sup> Bio purification (Document no. V7855US)



Freezing point osmometry (Document no. V7716US)




KNAUER LNP Flyer (Document no. V7720US)

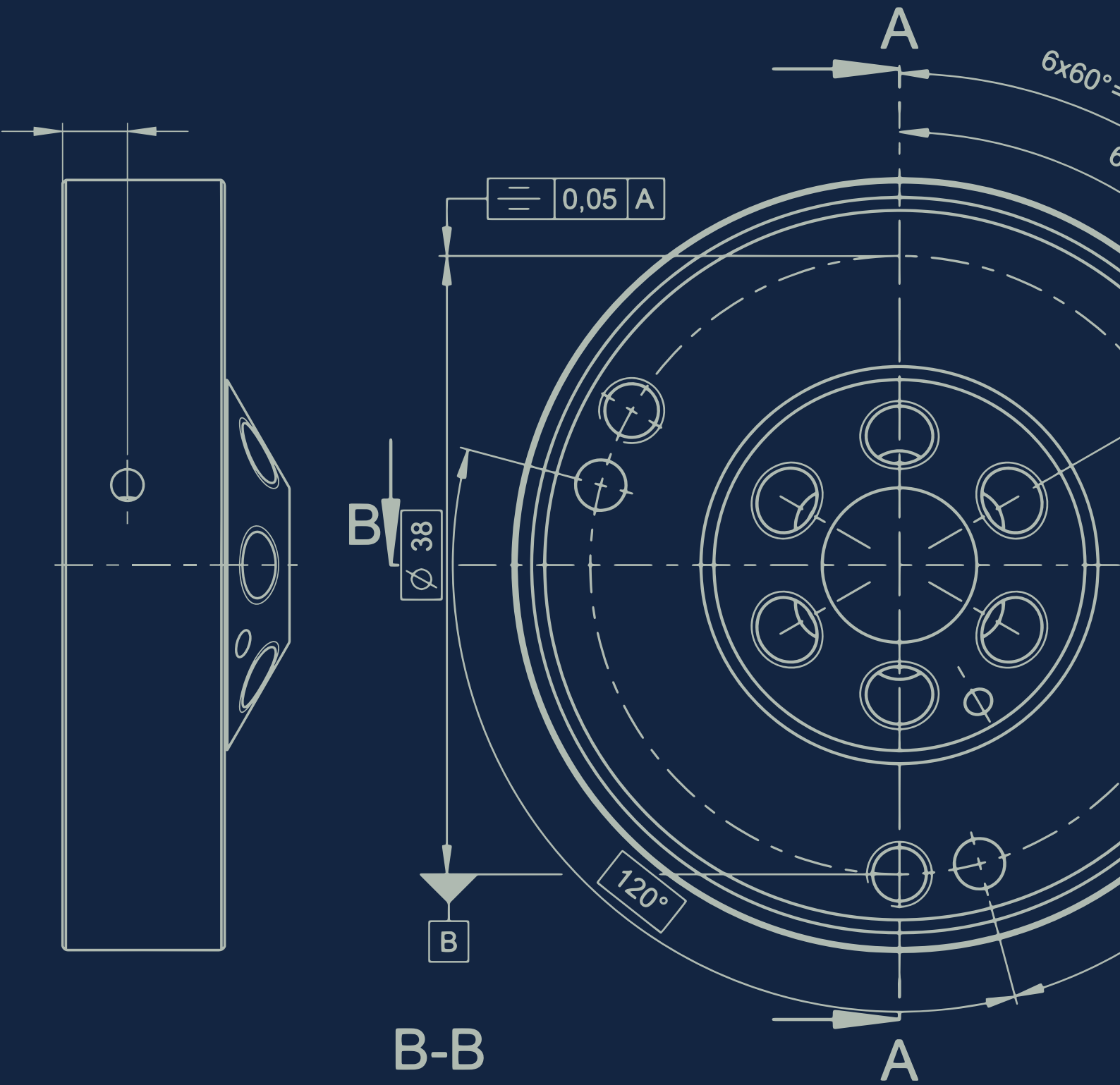


KNAUER OEM Brochure (Document no. V7712US)



KNAUER Dosing Pump Selection Guide (Document no. V7866US)





**KNAUER**

Wissenschaftliche Geräte GmbH  
 Hegauer Weg 37 - 38  
 14163 Berlin, Germany

+49 30 809727-0  
 +49 30 8015010 (Fax)

info@knauer.net  
 www.knauer.net

**CEO**

Alexandra Knauer, CEO  
 Carsten Losch, CEO

**Commercial register**

Berlin-Charlottenburg  
 Register No.: 93 HRB 15674  
 VAT-ID-No.: DE136737469  
 EORI Number DE 2620448  
 DUNS Nr. 31-790-0785